REVISIONS			
REV.	DESCRIPTION	DATE	BY
1	ORIGINAL	DRAWN DATE	
2	SPECIFICATIONS ADDED	6/27/2025	V.K.

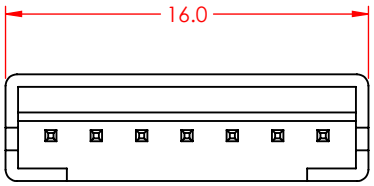

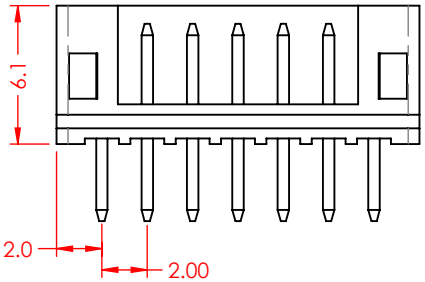

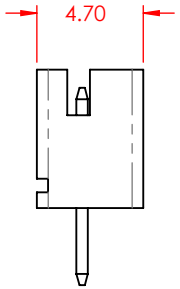

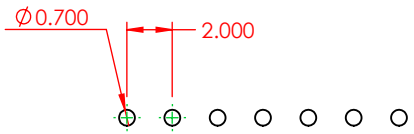

RECOMMENDED PCB LAYOUT

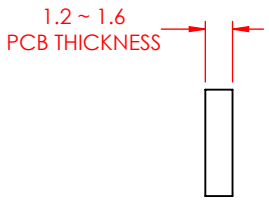

SPECIFICATIONS

VOLTAGE RATING:	100V AC/DC
CURRENT RATING:	2A AC/DC
WITHSTANDING VOLTAGE:	800V AC / 60s
TEMPERATURE RATING:	-40°C TO 105°C
INSULATION RESISTANCE:	1000MΩ MIN
CONTACT RESISTANCE:	10mΩ MAX
INSULATOR MATERIAL:	PA66, UL94V-0
2 CONTACT MATERIAL:	BRASS, TIN-PLATED
2 MATES WITH HOUSING:	140-507-210-011

EDAC

RoHS COMPLIANT

THESE DRAWINGS AND SPECIFICATIONS ARE THE PROPERTY OF EDAC, AND SHALL NOT BE REPRODUCED , OR COPIED OR USED AS THE BASIS FOR THE MANUFACTURE OR SALE OF APPARATUS WITHOUT WRITTEN PERMISSION.

DRAWN BY	C.B.
DRAWN DATE	03/27/2020
CHECKED BY	R.S.M.
CHECK DATE	03/27/2020

TOLERANCES	
.X	±0.25
.XX	±0.13
.XXX	±0.05

ALL DIMENSIONS AND TOLERANCES IN MM

140 SERIES PIN HEADER, 2.00 PITCH, TOP ENTRY THROUGH HOLE

PART NUMBER	140-507-415-101		
MATERIAL		SIZE	A
NOTES:		REVISION	2
SCALE	3:1	SHEET	1 OF 1