

## RIDERSERIES RCI RCIKIT 115VAC 2CO LD/PB

**Weidmüller Interface GmbH & Co. KG**  
 Klingenbergstraße 26  
 D-32758 Detmold  
 Germany  
 Fon: +49 5231 14-0  
 Fax: +49 5231 14-292083  
 www.weidmueller.com

### Product image



Similar to illustration

Modular system comprised of:

- relay socket for rail mounting
- LED indicator unit
- retaining clip
- plug-in relay
- markers

### General ordering data

Type	RCIKIT 115VAC 2CO LD/PB
Order No.	<a href="#">8897080000</a>
Version	RIDERSERIES RCI, Relay module, Number of contacts: 2 CO contact with test button AgNi 90/10, Rated control voltage: 115 V AC, Continuous current: 8 A, Screw connection
GTIN (EAN)	4032248646852
Qty.	10 pc(s).

Creation date April 22, 2020 7:13:23 AM CEST

Catalogue status 17.04.2020 / We reserve the right to make technical changes.

**RIDERSERIES RCI  
RCIKIT 115VAC 2CO LD/PB**

**Weidmüller Interface GmbH & Co. KG**  
 Klingenbergstraße 26  
 D-32758 Detmold  
 Germany  
 Fon: +49 5231 14-0  
 Fax: +49 5231 14-292083  
 www.weidmueller.com

**Technical data****Dimensions and weights**

Width	15.8 mm	Width (inches)	0.622 inch
Height	77 mm	Height (inches)	3.031 inch
Depth	70.2 mm	Depth (inches)	2.764 inch
Net weight	61.2 g		

**Temperatures**

Humidity	40 °C / 93 % rel. humidity, no condensation	Operating temperature, max.	70 °C
Operating temperature, min.	-40 °C	Storage temperature, max.	70 °C
Storage temperature, min.	-40 °C	Operating temperature	-40 °C...70 °C
Storage temperature	-40 °C...70 °C		

**Environmental Product Compliance**

REACH SVHC	Lead 7439-92-1
------------	----------------

**Input**

Rated control voltage	115 V AC	Rated current AC	7 mA
Power rating	0.8 VA	Pull-in/drop-out voltage, typ.	86.3 V / 17.3 V AC
Coil resistance	8100 Ω ± 15 %	Status indicator	red LED

**Output**

Rated switching voltage	250 V AC	Max. switching voltage, AC	400 V
Continuous current	8 A	Inrush current	15 A / 4 s
AC switching capacity (resistive), max.	2000 VA	DC switching capacity (resistive), max.	192 W @ 24 V
Switch-on delay	≤ 10 ms	Switch-off delay	≤ 6 ms
Min. switching power	1 mA @ 24 V, 10 mA @ 12 V, 100 mA @ 5 V	Max. switching frequency at rated load	0.1 Hz

**Contact data**

Contact type	2 CO contact with test button (AgNi 90/10)	Mechanical service life	AC coil 5 x 10 <sup>6</sup> switching cycles, DC coil 10 x 10 <sup>6</sup> switching cycles
--------------	--	-------------------------	---

**General data**

Rail	TS 35	Test button	yes (lockable, just when removing the detent lock)
Mechanical switch position indicator	Yes	Colour	black

**Insulation coordination**

Rated voltage	250 V	Surge voltage category	III
Pollution severity	2	Insulating material group	IIIa
Protection degree	IP20	Dielectric strength, Input/Output	5 kV <sub>eff</sub> / 1 min
Creepage and clearance distance input - output	≥ 8 mm	Dielectric strength of neighbouring contacts	2.5 kV <sub>eff</sub> / 1 Min.
Dielectric strength of open contact	1 kV <sub>eff</sub> / 1 min	Impulse withstand voltage	5 kV (1.2/50 μs)

**RIDERSERIES RCI  
RCIKIT 115VAC 2CO LD/PB**

**Weidmüller Interface GmbH & Co. KG**  
 Klingenbergstraße 26  
 D-32758 Detmold  
 Germany  
 Fon: +49 5231 14-0  
 Fax: +49 5231 14-292083  
 www.weidmueller.com

**Technical data****Further details of approvals / standards**

Standards	DIN EN 50178	Certificate no. (CSA) relay	249409-2426937
Certificate no. (CSA) base	249409-2295474	Certificate No. (DNVGL)	TAA000011A
Certificate no. (cURus) relay	E224238	Certificate no. (cURus) base	E223759

**Connection data**

Wire connection method	Screw connection	Stripping length, rated connection	8 mm
Tightening torque, min.	0.5 Nm	Tightening torque, max.	0.7 Nm
Clamping range, rated connection	2.5 mm <sup>2</sup>	Clamping range, min.	1 mm <sup>2</sup>
Clamping range, max.	2.5 mm <sup>2</sup>	Wire cross-section, solid, min.	1 mm <sup>2</sup>
Wire cross-section, solid, max.	2.5 mm <sup>2</sup>	Wire connection cross-section, finely stranded, min.	1 mm <sup>2</sup>
Wire connection cross section, finely stranded, max.	2.5 mm <sup>2</sup>	Wire connection cross-section, finely stranded with wire-end ferrules DIN 46228/4, min.	1 mm <sup>2</sup>
Wire connection cross-section, finely stranded with wire-end ferrules DIN 46228/4, max.	2.5 mm <sup>2</sup>	Conductor cross-section, flexible, AEH (DIN 46228-1), min.	1 mm <sup>2</sup>
Conductor cross-section, flexible, AEH (DIN 46228-1), max.	2.5 mm <sup>2</sup>	Wire connection cross section, finely stranded, two clampable wires, min.	1 mm <sup>2</sup>
Wire cross-section, finely stranded, two clampable wires, max.	1.5 mm <sup>2</sup>	Blade size	size PZ1

**Classifications**

ETIM 6.0	EC001437	ETIM 7.0	EC001437
eClass 9.0	27-37-16-01	eClass 9.1	27-37-16-01
eClass 10.0	27-37-16-01	UNSPSC	30-21-19-17

**Product information**

Product information	IP20 without connected conductor at complete opened clamping yoke connection.
---------------------	---

**Approvals**

Approvals



ROHS	Conform
------	---------

**Downloads**

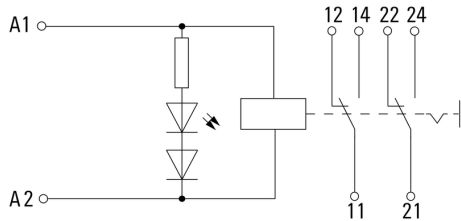
Approval/Certificate/Document of Conformity	<a href="#">EU Konformitätserklärung / EU Declaration of Conformity</a>
Brochure/Catalogue	<a href="#">CAT 4.2 ELECTR 18/19 EN</a>
Engineering Data	<a href="#">EPLAN, WSCAD, Zuken E3.S</a>
Engineering Data	<a href="#">STEP</a>

**RIDERSERIES RCI  
RCIKIT 115VAC 2CO LD/PB**

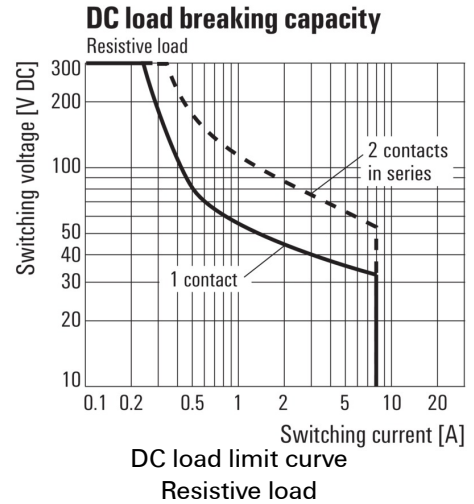
**Weidmüller Interface GmbH & Co. KG**  
 Klingenbergstraße 26  
 D-32758 Detmold  
 Germany  
 Fon: +49 5231 14-0  
 Fax: +49 5231 14-292083  
 www.weidmueller.com

**Drawings**

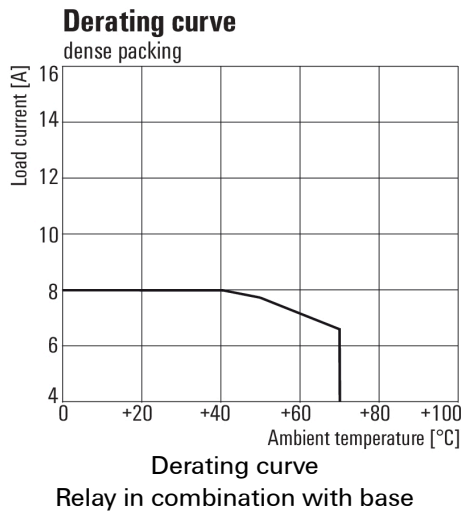
**Wiring diagram**



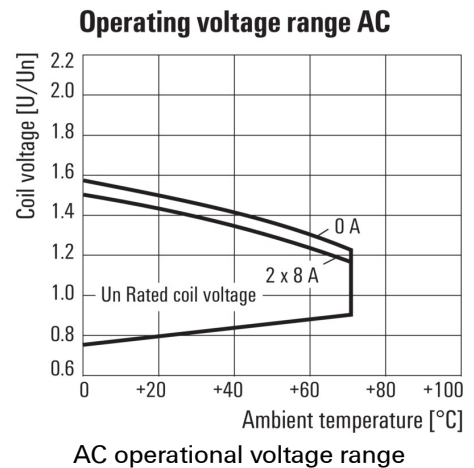
**Graph**



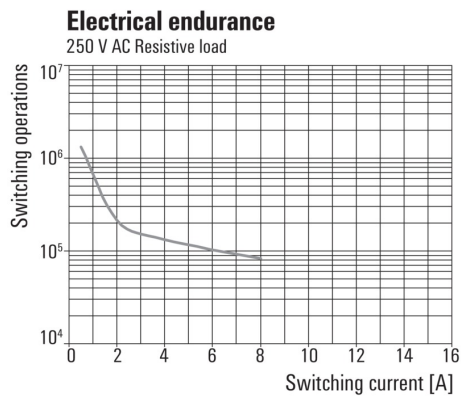
**Graph**




**Graph**



**Graph**



**Dimensional drawing**



**Data sheet****RIDERSERIES RCI  
RCIKIT 115VAC 2CO LD/PB**

**Weidmüller Interface GmbH & Co. KG**  
Klingenbergstraße 26  
D-32758 Detmold  
Germany  
Fon: +49 5231 14-0  
Fax: +49 5231 14-292083  
[www.weidmueller.com](http://www.weidmueller.com)

**Drawings****Dimensional drawing**