


MCZ SERIES
MCZ CFC 4-20MA

Weidmüller Interface GmbH & Co. KG
Klingenbergstraße 26
D-32758 Detmold
Germany
Fon: +49 5231 14-0
Fax: +49 5231 14-292083
www.weidmueller.com

Product image**MCZ: The smallest solution**

- The smallest analogue signal converter in terminal block format on the market
- Space-saving conversion of analogue signals in the control cabinet thanks to the slim, 6 mm wide module width
- Simple wiring with plug-in cross-connectors

General ordering data

Type	MCZ CFC 4-20MA
Order No.	8461490000
Version	DC/f transformer, Input : 4-20 mA, Output frequency: 0...1/ 4/ 8/ 16 kHz
GTIN (EAN)	4032248037797
Qty.	10 pc(s).

Creation date August 8, 2020 1:34:44 AM CEST

Catalogue status 24.07.2020 / We reserve the right to make technical changes.

MCZ SERIES
MCZ CFC 4-20mA

Weidmüller Interface GmbH & Co. KG
 Klingenbergstraße 26
 D-32758 Detmold
 Germany
 Fon: +49 5231 14-0
 Fax: +49 5231 14-292083
 www.weidmueller.com

Technical data
Dimensions and weights

Length	91 mm	Length (inches)	3.583 inch
Width	6 mm	Width (inches)	0.236 inch
Depth	63.2 mm	Depth (inches)	2.488 inch
Net weight	28.3 g		

Temperatures

Operating temperature, max.	50 °C	Operating temperature, min.	0 °C
Storage temperature, max.	85 °C	Storage temperature, min.	-20 °C
Operating temperature	0 °C...50 °C	Storage temperature	-20 °C...85 °C

Environmental Product Compliance

REACH SVHC	Lead 7439-92-1
------------	----------------

Input

Number of inputs	1	Input current	4...20 mA
Input resistance, current	50 Ω	Voltage drop	5.8...6.4 V at 20 mA

Output

Number of outputs	1	Output frequency	0...1/ 4/ 8/ 16 kHz
Output level	PNP, Ub-0.7 V	Output current	max. 20 mA
Load impedance current	≤ 600 Ω	Status indicator	LED, pulsing

General data

Accuracy	0.15 % v. FSR	Current consumption	14 mA without load
Current-carrying capacity of cross-connect.	≤ 20 A	Galvanic isolation	between input/output/supply
Input/Output	DC/ f	Rail	TS 35
Temperature coefficient	≤ 250 ppm/K	Voltage supply	24 V DC ± 10 %

Insulation coordination

Clearance & creepage distances	≥ 2 mm	EMC standards	EN 55011, EN 61000-6
Galvanic isolation	between input/output/supply	Impulse withstand voltage	1.5 kV
Insulation voltage	1 kV DC	Insulation voltage input or output/rail	4 kV _{eff} / 1 min.
Pollution severity	2	Rated voltage	100 V
Surge voltage category	III		

MCZ SERIES MCZ CFC 4-20MA

Weidmüller Interface GmbH & Co. KG
 Klingenbergstraße 26
 D-32758 Detmold
 Germany
 Fon: +49 5231 14-0
 Fax: +49 5231 14-292083
 www.weidmueller.com

Technical data

Connection data

Type of connection	Tension-clamp connection	Clamping range, rated connection	1.5 mm ²
Clamping range, min.	0.5 mm ²	Clamping range, max.	1.5 mm ²
Wire connection cross section AWG, min.	AWG 26	Wire connection cross section AWG, max.	AWG 16
Wire cross-section, solid, min.	0.5 mm ²	Wire cross-section, solid, max.	1.5 mm ²
Wire connection cross-section, finely stranded, min.	0.5 mm ²	Wire connection cross section, finely stranded, max.	1.5 mm ²
Wire cross-section, finely stranded, min. (AWG)	AWG 26	Wire cross-section, finely stranded, max. (AWG)	AWG 16
Wire connection cross-section, finely stranded with wire-end ferrules DIN 46228/4, min.	0.5 mm ²	Wire connection cross-section, finely stranded with wire-end ferrules DIN 46228/4, max.	1.5 mm ²
Conductor cross-section, flexible, AEH (DIN 46228-1), min.	0.5 mm ²	Conductor cross-section, flexible, AEH (DIN 46228-1), max.	1.5 mm ²

Classifications

ETIM 6.0	EC002918	ETIM 7.0	EC002918
eClass 9.0	27-21-01-28	eClass 9.1	27-21-01-28
eClass 10.0	27-21-01-28	UNSPSC	31-12-10-07

Approvals

Approvals



ROHS Conform

Downloads

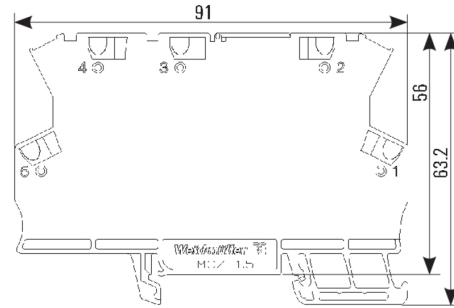
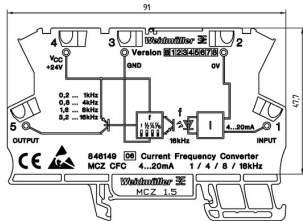
Approval/Certificate/Document of Conformity	Declaration of Conformity
Engineering Data	EPLAN, WSCAD
Engineering Data	STEP
User Documentation	Instruction sheet

**MCZ SERIES
MCZ CFC 4-20mA**

Weidmüller Interface GmbH & Co. KG
 Klingenbergstraße 26
 D-32758 Detmold
 Germany
 Fon: +49 5231 14-0
 Fax: +49 5231 14-292083
 www.weidmueller.com

Drawings

Connection diagram



dimensions