


MCZ SERIES MCZ TO 24VDC/150MS

Weidmüller Interface GmbH & Co. KG
 Klingenbergstraße 26
 D-32758 Detmold
 Germany
 Fon: +49 5231 14-0
 Fax: +49 5231 14-292083
 www.weidmueller.com

Product image



The MCZ TO timing relays, with a width of only 6 mm, are the thinnest in their class.

The MCZ series of timing relays can be used in a wide variety of applications. Their preferred use is for extending pulses in automation engineering. They are characterised by the following features:

- Tension clamp connection
 - Integrated cross-connection in input/output
- Clampable conductor cross-section is 0.5 to 1.5 mm².

General ordering data

Type	MCZ TO 24VDC/150MS
Order No.	8286410000
Version	MCZ SERIES, Pulse stretcher, Number of contacts: 1, NO contact, Rated control voltage: 24 V DC ±10 %, Continuous current: 20 mA, Tension-clamp connection
GTIN (EAN)	4008 190985462
Qty.	10 pc(s).

Creation date August 8, 2020 3:22:03 AM CEST

Catalogue status 24.07.2020 / We reserve the right to make technical changes.

MCZ SERIES
MCZ TO 24VDC/150MS

Weidmüller Interface GmbH & Co. KG
 Klingenbergstraße 26
 D-32758 Detmold
 Germany
 Fon: +49 5231 14-0
 Fax: +49 5231 14-292083
 www.weidmueller.com

Technical data**Dimensions and weights**

Width	6.1 mm	Width (inches)	0.24 inch
Height	91 mm	Height (inches)	3.583 inch
Depth	63.2 mm	Depth (inches)	2.488 inch
Net weight	22.5 g		

Temperatures

Humidity	40 °C / 93 % rel. humidity, no condensation	Operating temperature, max.	50 °C
Operating temperature, min.	-25 °C	Storage temperature, max.	85 °C
Storage temperature, min.	-40 °C	Operating temperature	-25 °C...50 °C
Storage temperature	-40 °C...85 °C		

Environmental Product Compliance

REACH SVHC	Lead 7439-92-1
------------	----------------

Rated data UL

Certificate No. (cURus)	E141197
-------------------------	---------

Input

Rated control voltage	24 V DC \pm 10 %	Rated current DC	6.7 mA \pm 10 %
Power rating	160 mW	Status indicator	Green LED
Protective circuit	Reverse polarity protection	Min. pulse duration	3.5 ms
Timing function	Off-delay (watchdog)		

Output

Rated switching voltage	5...48 V DC	Max. switching voltage, DC	48 V
Continuous current	20 mA	Inrush current	200 mA
Switch-off delay	150 ms	Max. switching frequency at rated load	3 Hz

Contact data

Contact type	1 NO contact (Transistor)
--------------	---------------------------

General data

Rail	TS 35	Test button	No
Mechanical switch position indicator	No	Open sides	right
Colour	beige		

Insulation coordination

Rated voltage	300 V	Surge voltage category	IV
Pollution severity	2	Dielectric strength, Input/Output	1 kV _{eff} / 1 s
Creepage and clearance distance input – output	\geq 5.5 mm	Dielectric strength to mounting rail	4 kV _{eff} / 1 Min.
Impulse withstand voltage	6 kV (1.2/50 μ s)		

MCZ SERIES MCZ TO 24VDC/150MS

Weidmüller Interface GmbH & Co. KG
Klingenbergstraße 26
D-32758 Detmold
Germany
Fon: +49 5231 14-0
Fax: +49 5231 14-292083
www.weidmueller.com

Technical data

Further details of approvals / standards

Standards	UL508	Certificate No. (CSA)	154685-1198742
Certificate No. (cURus)	E141197		

Connection data

Wire connection method	Tension-clamp connection	Stripping length, rated connection	8 mm
Clamping range, rated connection	1.5 mm ²	Clamping range, min.	0.5 mm ²
Clamping range, max.	1.5 mm ²	Wire connection cross section AWG, min.	AWG 26
Wire connection cross section AWG, max.	AWG 16	Wire cross-section, solid, min.	0.5 mm ²
Wire cross-section, solid, max.	1.5 mm ²	Wire connection cross-section, finely stranded, min.	0.5 mm ²
Wire connection cross section, finely stranded, max.	1.5 mm ²	Wire cross-section, finely stranded, min. (AWG)	AWG 26
Wire cross-section, finely stranded, max. (AWG)	AWG 16	Wire connection cross-section, finely stranded with wire-end ferrules DIN 46228/4, min.	0.5 mm ²
Wire connection cross-section, finely stranded with wire-end ferrules DIN 46228/4, max.	1.5 mm ²	Conductor cross-section, flexible, AEH (DIN 46228-1), min.	0.5 mm ²
Conductor cross-section, flexible, AEH (DIN 46228-1), max.	1.5 mm ²	Blade size	0.6 x 3.5 mm

Classifications

ETIM 6.0	EC001439	ETIM 7.0	EC001439
eClass 9.0	27-37-16-05	eClass 9.1	27-37-16-05
eClass 10.0	27-37-16-05	UNSPSC	30-21-19-17

Product information

Product information	The cable lengths must not exceed 30 m.
---------------------	---

Approvals

Approvals



ROHS	Conform
------	---------

Downloads

Approval/Certificate/Document of Conformity	EU Konformitätserklärung / EU Declaration of Conformity
Brochure/Catalogue	CAT 4.2 ELECTR 18/19 EN
Engineering Data	EPLAN, WSCAD
Engineering Data	STEP
User Documentation	Beipackzettel / Package Insert – multilingual


Data sheet

**MCZ SERIES
MCZ TO 24VDC/150MS**

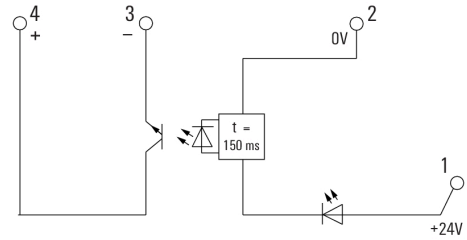
Weidmüller Interface GmbH & Co. KG
 Klingenbergstraße 26
 D-32758 Detmold
 Germany
 Fon: +49 5231 14-0
 Fax: +49 5231 14-292083
 www.weidmueller.com

Drawings

Product image

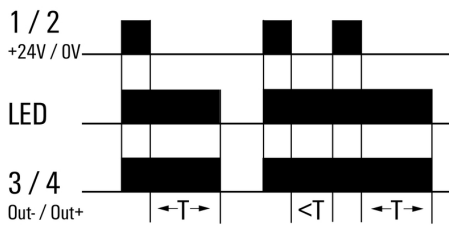


Wiring diagram



Time functions

off delay (watchdog)



Dimensional drawing

