

# Product data sheet

Specifications



## Harmony, 22mm Push Button, add on contact block, 1 NC, screw clamp terminal

ZBE102

**Product availability: Stock - Normally stocked in distribution facility**

### Main

<b>Range of Product</b>	Harmony XB4 Harmony XB5
<b>Product or Component Type</b>	Contact block
<b>Device short name</b>	ZBE
<b>Sale per indivisible quantity</b>	5
<b>IP degree of protection</b>	IP20 IEC 60529
<b>Contact operation</b>	Slow-break
<b>Contact block type</b>	Single
<b>Contacts usage</b>	Standard contacts
<b>Connections - terminals</b>	Screw clamp terminals, $\leq 2 \times 1.5 \text{ mm}^2$ with cable end IEC 60947-1 Screw clamp terminals, $\geq 1 \times 0.22 \text{ mm}^2$ without cable end IEC 60947-1

### Complementary

<b>Net Weight</b>	0.024 lb(US) (0.011 kg)
<b>Contacts type and composition</b>	1 NC
<b>Positive opening</b>	With IEC 60947-5-1 appendix K
<b>Operating travel</b>	0.06 in (1.5 mm) NC changing electrical state) 0.2 in (4.3 mm) total travel)
<b>Operating force</b>	2 N NC changing electrical state
<b>Mechanical durability</b>	10000000 cycles
<b>Tightening torque</b>	7.08...10.6 lbf.in (0.8...1.2 N.m) IEC 60947-1
<b>Shape of screw head</b>	Cross pozidriv No 1 Slotted flat $\varnothing 4 \text{ mm}$ Slotted flat $\varnothing 5.5 \text{ mm}$
<b>Contacts material</b>	Silver alloy (Ag/Ni)
<b>Short-circuit protection</b>	10 A cartridge fuse gG IEC 60947-5-1
<b>[Ith] conventional free air thermal current</b>	10 A IEC 60947-5-1
<b>[Ui] rated insulation voltage</b>	600 V 3)IEC 60947-1
<b>[Uimp] rated impulse withstand voltage</b>	6 kV IEC 60947-1
<b>[Ie] rated operational current</b>	3 A 240 V, AC-15, A600 IEC 60947-5-1 6 A 120 V, AC-15, A600 IEC 60947-5-1 0.1 A 600 V, DC-13, Q600 IEC 60947-5-1 0.27 A 250 V, DC-13, Q600 IEC 60947-5-1 0.55 A 125 V, DC-13, Q600 IEC 60947-5-1 1.2 A 600 V, AC-15, A600 IEC 60947-5-1

Price is "List Price" and may be subject to a trade discount – check with your local distributor or retailer for actual price.

<b>Electrical durability</b>	1000000 cycles, AC-15, 2 A 230 V 3600 cyc/h 0.5 IEC 60947-5-1 appendix C 1000000 cycles, AC-15, 3 A 120 V 3600 cyc/h 0.5 IEC 60947-5-1 appendix C 1000000 cycles, AC-15, 4 A 24 V 3600 cyc/h 0.5 IEC 60947-5-1 appendix C 1000000 cycles, DC-13, 0.2 A 110 V 3600 cyc/h 0.5 IEC 60947-5-1 appendix C 1000000 cycles, DC-13, 0.5 A 24 V 3600 cyc/h 0.5 IEC 60947-5-1 appendix C
<b>Mounting of block</b>	Front mounting
<b>Electrical composition code</b>	C1 9) C2 7) C3 6) C4 4) C5 5) C6 3) C7 4) C8 2) C9 3) C12 6) M1 6) M2 4) M3 4) M5 2) M6 2) M7 6) M8 4) M9 2) SF1 3) SF2 2) MF1 2) MF2 2) C10 2) M4 2) C13 1)
<b>Device presentation</b>	Basic element

## Environment

<b>Protective treatment</b>	TH
<b>Ambient Air Temperature for Storage</b>	-40...158 °F (-40...70 °C)
<b>Ambient Air Temperature for Operation</b>	-40...158 °F (-40...70 °C)
<b>Standards</b>	IEC 60947-5-1 CSA C22.2 No 14 JIS C8201-5-1 IEC 60947-1 UL 508 IEC 60947-5-4 JIS C8201-1
<b>Product Certifications</b>	CSA GOST BV DNV LROS (Lloyds register of shipping) CCC UL
<b>Vibration resistance</b>	5 gn (f= 2...500 Hz) conforming to IEC 60068-2-6
<b>Shock resistance</b>	30 gn 18 ms) half sine wave acceleration IEC 60068-2-27 50 gn 11 ms) half sine wave acceleration IEC 60068-2-27

## Ordering and shipping details

<b>Category</b>	US10CS222469
<b>Discount Schedule</b>	0CS2
<b>GTIN</b>	3389110089486
<b>Returnability</b>	Yes
<b>Country of origin</b>	US

## Packing Units

Unit Type of Package 1	PCE
Number of Units in Package 1	1
Package 1 Height	2.17 in (5.500 cm)
Package 1 Width	1.34 in (3.400 cm)
Package 1 Length	2.13 in (5.400 cm)
Package 1 Weight	0.317 oz (9.000 g)
Unit Type of Package 2	BB1
Number of Units in Package 2	5
Package 2 Height	2.20 in (5.600 cm)
Package 2 Width	1.69 in (4.300 cm)
Package 2 Length	2.13 in (5.400 cm)
Package 2 Weight	1.834 oz (52.000 g)
Unit Type of Package 3	S03
Number of Units in Package 3	800
Package 3 Height	11.81 in (30.000 cm)
Package 3 Width	11.81 in (30.000 cm)
Package 3 Length	15.75 in (40.000 cm)
Package 3 Weight	19.306 lb(US) (8.757 kg)

## Contractual warranty

Warranty	18 months
----------	-----------

## Environmental Data

Schneider Electric aims to achieve Net Zero status by 2050 through supply chain partnerships, lower impact materials, and circularity via our ongoing “Use Better, Use Longer, Use Again” campaign to extend product lifetimes and recyclability.

[Environmental Data explained >](#)

[How we assess product sustainability >](#)

### Environmental footprint

Carbon footprint (kg CO2 eq, Total Life cycle) 1

Environmental Disclosure [Product Environmental Profile](#)

## Use Better

### Materials and Substances

Packaging made with recycled cardboard Yes

Packaging without single use plastic Yes

[EU RoHS Directive](#) Pro-active compliance (Product out of EU RoHS legal scope)

REACH Regulation [REACH Declaration](#)

California proposition 65 **WARNING:** This product can expose you to chemicals including: Di-isodecyl phthalate (DIDP), which is known to the State of California to cause birth defects or other reproductive harm. For more information go to [www.P65Warnings.ca.gov](http://www.P65Warnings.ca.gov)

## Use Again

### Repack and remanufacture

Circularity Profile No need of specific recycling operations

Take-back No

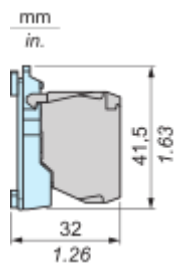
WEEE  The product must be disposed on European Union markets following specific waste collection and never end up in rubbish bins.

Dimensions Drawings

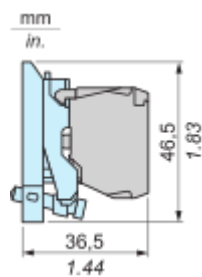
Dimensions

---

with ZB5AZ009 Fixing Collar



with ZB4BZ009 Fixing Collar



Technical Illustration

Dimensions

---

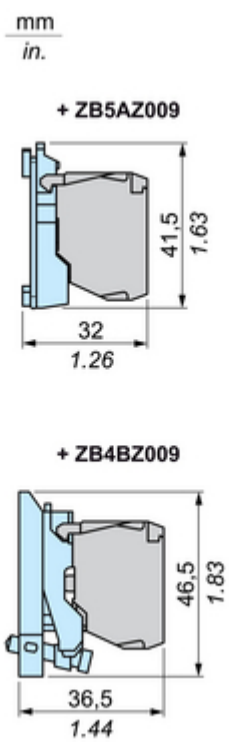


Image of product / Alternate images

Alternative

---

