

# Product data sheet

Specifications



## universal power supply, Phaseo, 1 or 2 phase, 100 to 500 V, 24 V, 3 A

ABL8RPS24030

**Product availability: Stock - Normally stocked in distribution facility**

### Main

Range of Product	Modicon Power Supply
Product or Component Type	Power supply
Power supply type	Regulated switch mode
Nominal input voltage	100...120 V AC single phase N-L1 200...500 V AC phase to phase L1-L2
Kw Rating	72 W
Output voltage	24 V DC
Power supply output current	3 A
Permissible temporary current boost	1.5 x In for 4 s)
Anti-harmonic filter	Low frequency harmonic currents

### Complementary

Efficiency at full load	170...550 V AC 85...132 V AC
Inrush current	30 A
Power factor	0.51 at 240 V AC 0.59 at 120 V AC
Efficiency	87 %
Output voltage adjustment	24...28.8 V adjustable
Power dissipation in W	7.8 W
Provided equipment	Power factor correction filter IEC 61000-3-2
Output protection type	Against overload, protection technology: manual or automatic reset Against overvoltage, protection technology: 30...32 V, manual reset Against short-circuits, protection technology: manual or automatic reset Against undervoltage, protection technology: tripping if $U < 21.6$ V Thermal, protection technology: automatic reset
Connections - terminals	Screw type terminals 3 x 0.5...3 x 4 mm <sup>2</sup> , AWG 22...AWG 12) input connection Screw type terminals 1 x 0.5...1 x 4 mm <sup>2</sup> , AWG 22...AWG 12) input ground connection Screw type terminals 4 x 0.5...4 x 4 mm <sup>2</sup> , AWG 22...AWG 12) output connection Screw type terminals 1 x 0.5...1 x 4 mm <sup>2</sup> , AWG 22...AWG 12) output ground connection
Status LED	1 LED (green and red) output voltage 1 LED (green, red and orange) output current
Depth	4.9 in (125 mm)
Height	4.9 in (125 mm)
Width	1.8 in (45 mm)

Price is "List Price" and may be subject to a trade discount – check with your local distributor or retailer for actual price.

<b>Net Weight</b>	0.7 lb(US) (0.3 kg)
<b>Output coupling</b>	Parallel Series
<b>Marking</b>	CE
<b>Mounting support</b>	35 x 15 mm symmetrical DIN rail 35 x 7.5 mm symmetrical DIN rail
<b>Operating position</b>	Vertical
<b>Supply</b>	SELV IEC 60950-1 SELV IEC 60204-1 SELV IEC 60364-4-41
<b>Dielectric strength</b>	3500 V with between input and ground 4000 V with between input and output 500 V with between output and ground

## Environment

<b>Standards</b>	CSA C22.2 No 60950-1 UL 508 EN/IEC 62368-1
<b>Product certifications</b>	CCSAus EAC UL RCM KC
<b>Environmental characteristic</b>	EMC conforming to IEC 61000-6-1 EMC conforming to IEC 61000-6-3 EMC conforming to IEC 61000-6-2 EMC conforming to IEC 61000-6-4 EMC conforming to EN/IEC 61204-3 Safety conforming to IEC 60950-1 Safety conforming to EN/IEC 61204-3
<b>Operating altitude</b>	6561.68 ft (2000 m)
<b>IP degree of protection</b>	IP20 conforming to IEC 60529
<b>Ambient air temperature for operation</b>	122...140 °F (50...60 °C) with derating factor mounting position A < 6561.68 ft (2000 m) -13...122 °F (-25...50 °C) without derating mounting position A < 6561.68 ft (2000 m)

## Ordering and shipping details

<b>Category</b>	US1CP1222525
<b>Discount Schedule</b>	CP12
<b>GTIN</b>	3389119405607
<b>Returnability</b>	Yes
<b>Country of origin</b>	PH

## Packing Units

<b>Unit Type of Package 1</b>	PCE
<b>Number of Units in Package 1</b>	1
<b>Package 1 Height</b>	2.56 in (6.500 cm)
<b>Package 1 Width</b>	6.50 in (16.500 cm)
<b>Package 1 Length</b>	5.71 in (14.500 cm)
<b>Package 1 Weight</b>	27.372 oz (776.000 g)
<b>Unit Type of Package 2</b>	P06

---

<b>Number of Units in Package 2</b>	120
<b>Package 2 Height</b>	29.53 in (75.000 cm)
<b>Package 2 Width</b>	23.62 in (60.000 cm)
<b>Package 2 Length</b>	31.50 in (80.000 cm)
<b>Package 2 Weight</b>	233.955 lb(US) (106.120 kg)

---

## **Contractual warranty**

---

<b>Warranty</b>	18 months
-----------------	-----------

## Environmental Data

Schneider Electric aims to achieve Net Zero status by 2050 through supply chain partnerships, lower impact materials, and circularity via our ongoing “Use Better, Use Longer, Use Again” campaign to extend product lifetimes and recyclability.

[Environmental Data explained >](#)

[How we assess product sustainability >](#)

### Environmental footprint

[Environmental Disclosure](#)

[Product Environmental Profile](#)

## Use Better

### Materials and Substances

Packaging made with recycled cardboard

No

Packaging without single use plastic

No

[EU RoHS Directive](#)

Pro-active compliance (Product out of EU RoHS legal scope)

SCIP Number

974297e5-68e4-4a61-9a40-1443e8973a60

REACH Regulation

[REACH Declaration](#)

California proposition 65

**WARNING:** This product can expose you to chemicals including: Lead and lead compounds, which is known to the State of California to cause cancer and birth defects or other reproductive harm. For more information go to [www.P65Warnings.ca.gov](http://www.P65Warnings.ca.gov)

PVC free

Yes

## Use Again

### Repack and remanufacture


Circularity Profile

[End of Life Information](#)

Take-back

No

WEEE

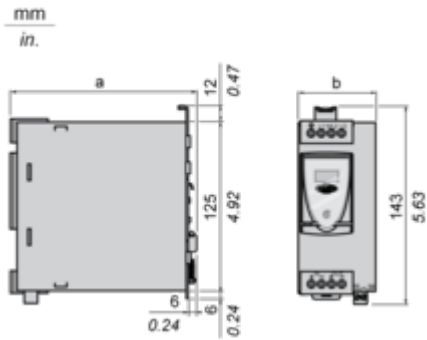
 The product must be disposed on European Union markets following specific waste collection and never end up in rubbish bins.

Dimensions Drawings

Regulated Switch Mode Power Supplies

---

Dimensions



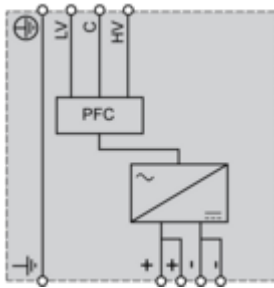
ABL 8	a in mm	a in in.	b in mm	b in in.
RPS24030	125	4.92	45	1.77
RPS24050	125	4.92	56	2.20
RPS24100	145	5.71	86	3.39
RPM24200	145	5.71	146	5.75
WPS24200	160	6.30	96	3.78
WPS24400	160	6.30	166	6.54

Connections and Schema

Regulated Switch Mode Power Supply

---

Internal Wiring Diagram

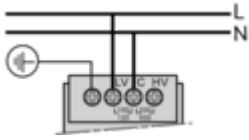


**Regulated Switch Mode Power Supply**

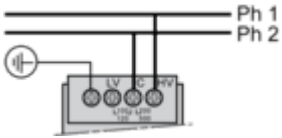
---

**Line Supply Wiring Diagram**

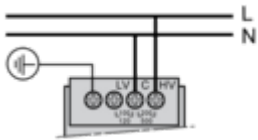
Single-phase (L-N) 100 to 120 V



Phase-to-phase (L1-L2) 200 to 500 V



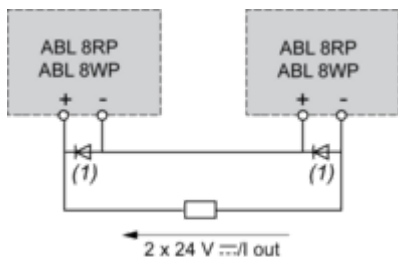
Single-phase (L-N) 200 to 500 V



Regulated Switch Mode Power Supplies

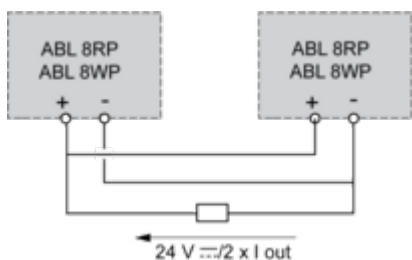
Series or Parallel Connection

Series Connection



(1) Two Schottky diodes  $I_{min}$  = power supply  $I_n$  and  $V_{min}$  = 50 V

Parallel Connection



Family	Series	Parallel
ABL 8RPS/8RPM/8WPS	2 products max. (1)	2 products max.

**NOTE:** Series or parallel connection is only recommended for products with identical references.

For better availability, the power supplies can also be connected in parallel using the **ABL8RED24400** Redundancy module.

Performance Curves

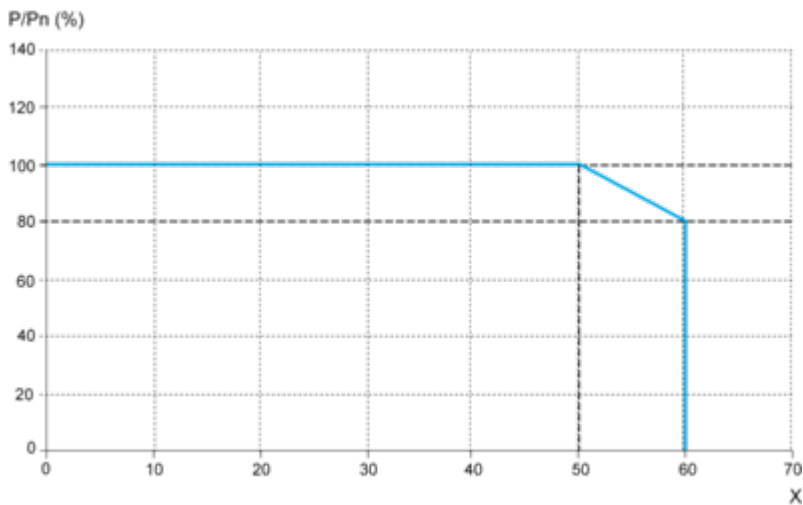
**Regulated Switch Mode Power Supplies**

---

**Derating**

The ambient temperature is a determining factor that limits the power an electronic power supply can deliver continuously. If the temperature around the electronic components is too high, their life will be significantly reduced. The nominal ambient temperature for the Universal range of Phaseo power supplies is 50°C. Above this temperature, derating is necessary up to a maximum temperature of 60°C.

The graph below shows the power (in relation to the nominal power) that the power supply can deliver continuously, depending on the ambient temperature.



**X** Maximum operating temperature (°C)

ABL 8RPM, ABL 8RPS, ABL 8WPS mounted vertically

Derating should be considered in extreme operating conditions:

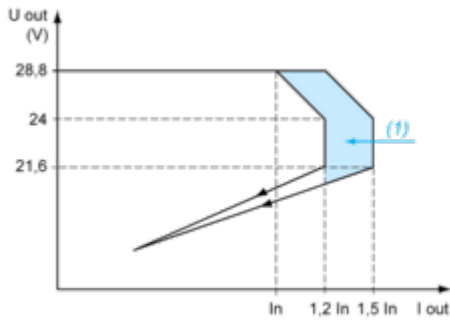
- Intensive operation (output current permanently close to the nominal current, combined with a high ambient temperature)
- Output voltage set above 24 Vdc (to compensate for line voltage drops, for example)
- Parallel connection to increase the total power

Regulated Switch Mode Power Supply

---

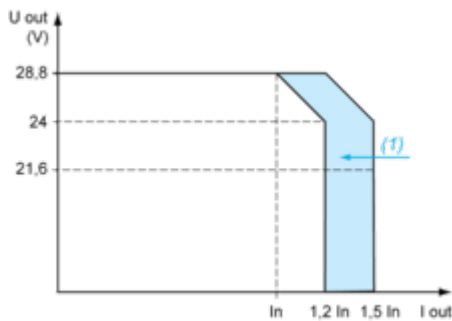
Load Limit

Manual Reset Protection Mode



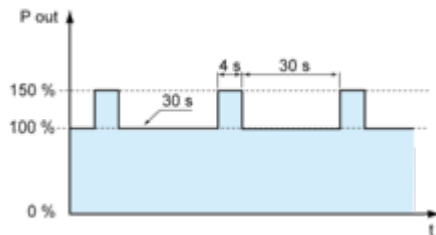
(1) Boost 4s

Automatic Reset Protection Mode



(1) Boost 4s

“Boost” Repeat Accuracy



This type of operation is described in detail in the user manual, which can be downloaded from the website.

Image of product / Alternate images

Alternative

---

