

# RP1197

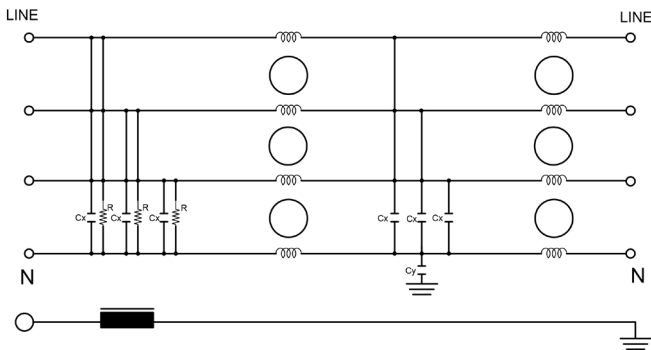
## 3-PHASE WYE DUAL STAGE 1U POWER LINE FILTER

### FEATURES

- » Rated currents include **20A and 30A**
- » Dual Stage Line Filter
- » Available with **S** (studs)
- » Agency Approved to UL1283 / 60929, CSA C22.2, EN 60939
- » Y-cap value can be adjusted to fit specification

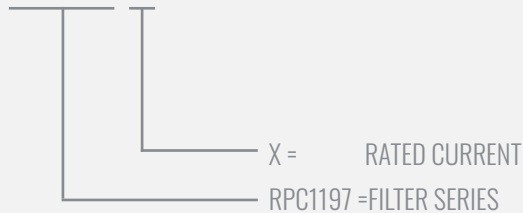


### ELECTRICAL SCHEMATIC



### HOW TO ORDER

RPC1197- X



**NOTE:** USE ANY COMBINATION OF -X (AMPS) WITH ANY -Y RATINGS

E.G. **RPC1197-20** (20AMPS)

For **X** options see product specification table.

### SPECIFICATIONS

OPERATING FREQUENCY	50/60 Hz
USABLE FREQUENCY	DC - 400 Hz
MAX. OPERATING VOLTAGE	250V +10%
AMBIENT TEMPERATURE	-25 TO 50°C
CLIMATIC CATEGORY	40/100/21
TERMINALS (-T)	STUDS: 10-32

TYP. WEIGHT, LBS (KG) 3.5 (1.5)

### TYPICAL LEAKAGE CURRENT

@ 480 VAC 60 Hz 0 - 1.0 mA Max.

### HIPOT RATINGS

LINE TO GROUND 3500 VDC

### TYPICAL APPLICATIONS

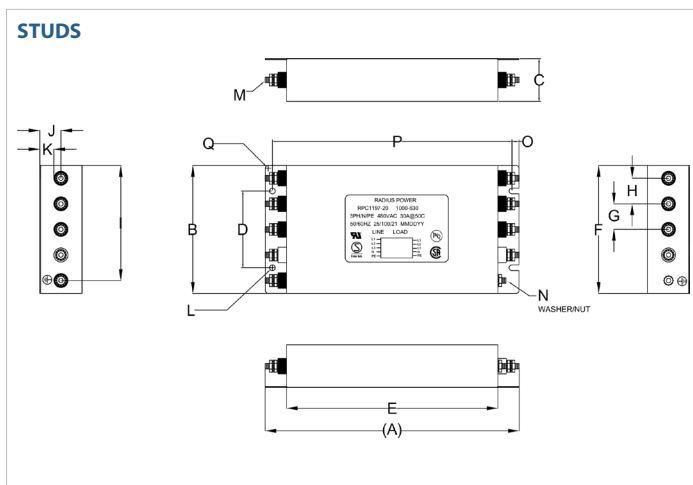
- ✓ Compact Power Supplies
- ✓ PDU
- ✓ Variable Speed Drives
- ✓ 1U Rack Mount Applications

# RP1197

## 3-PHASE WYE DUAL STAGE 1U POWER LINE FILTER

MODEL NO.	RATED CURRENT, A @ 40° C	LEAKAGE CURRENT mA, @ 480V AC/60 Hz	TERMINAL OPTIONS			MOUNTING FLANGE	MAX. DIMENSIONS" (MM)		
			(W) INPUT/OUTPUT	(S) INPUT/OUTPUT	(C) INPUT/OUTPUT		WIDTH	(LENGTH)	HEIGHT
RPC1197-20	20	1.00		✓		✓	4.50"(114)	9.02"(229)	1.50"(38)
RPC1197-30	30	1.00		✓		✓	4.50"(114)	9.02"(229)	1.50"(38)

### RPC1197 MECHANICAL OUTLINES (MM)



SERIES	(A)	B	C	D	E	F	G	H	I	J	K	L	M	N	O	P	Q
STUDS	9.02" (229)	4.50" (114)	1.50" (38)	2.70" (69)	7.50" (191)	4.50" (114)	0.90" (23)	0.90" (23)	4.05" (103)	0.75" (19)	0.50" (13)	Ø0.20", 2x (Ø5.1, 2x)	STUD, 10-32, 9x	STUD, GND, 10-32	0.25" (6)	8.50" (216)	R2.5, 4x

TYPICAL TOLERANCE: +/-0.02" (0.50MM)

### TYPICAL INSERTION LOSS, dB (50/50 Ohm)

Amps	Freq (MHz)	0.15	0.5	1.0	10	30
20	CM (dB)	32	50	60	42	30
	DM (dB)	45	60	60	40	30
30	CM (dB)	32	50	60	42	30
	DM (dB)	45	60	60	40	30