

## Pin strip - PST 1,0/ 3-3,5 - 1945106

Please be informed that the data shown in this PDF Document is generated from our Online Catalog. Please find the complete data in the user's documentation. Our General Terms of Use for Downloads are valid (<http://phoenixcontact.com/download>)

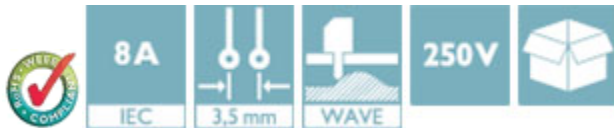


The figure shows a 10-position version of the product

Header, Nominal current: 8 A, Rated voltage (III/2): 250 V, Number of positions: 3, Pitch: 3.5 mm, Color: black, Contact surface: Tin, Mounting: THR soldering, The maximum current depends on the plug used. The lower of the two current values apply for plug and pin strip. The pin strip is made of highly temperature resistant plastic and is thus suitable for the reflow process.

### Product Features

- Various pin lengths and pin geometries available on request
- Optimum pin geometry so as to not damage the plug
- Reflow solderable pin strip, optimized for COMBICON compact connectors



### Key Commercial Data

Packing unit	1 pc
Minimum order quantity	250 pc
Weight per Piece (excluding packing)	0.404 g
Custom tariff number	85366990
Country of origin	Germany

### Technical data

#### Dimensions

Length	2.8 mm
Pitch	3.50 mm
Dimension a	7 mm
Width	10.5 mm
Constructional height	9.2 mm
Height	12.7 mm
Length of the solder pin	3.5 mm
Pin dimensions	1 mm

# Pin strip - PST 1,0/ 3-3,5 - 1945106

## Technical data

### Dimensions

Hole diameter	1.2 mm
---------------	--------

### General

Range of articles	PST 1,0/..-V
Insulating material group	IIIa
Rated surge voltage (III/3)	2.5 kV
Rated surge voltage (III/2)	2.5 kV
Rated surge voltage (II/2)	2.5 kV
Rated voltage (III/3)	160 V
Rated voltage (III/2)	250 V
Rated voltage (II/2)	250 V
Connection in acc. with standard	EN-VDE
Nominal current $I_N$	8 A (depends on the plug used)
Maximum load current	8 A (depends on the plug used)
Insulating material	PA
Flammability rating according to UL 94	V0
Color	black
Number of positions	3

### Standards and Regulations

Connection in acc. with standard	EN-VDE
	CUL
Flammability rating according to UL 94	V0

### Classifications

#### eCl@ss

eCl@ss 4.0	272607xx
eCl@ss 4.1	27260701
eCl@ss 5.0	27260701
eCl@ss 5.1	27260701
eCl@ss 6.0	27260704
eCl@ss 7.0	27440402
eCl@ss 8.0	27440402
eCl@ss 9.0	27440402

#### ETIM

ETIM 3.0	EC001121
----------	----------

# Pin strip - PST 1,0/ 3-3,5 - 1945106

## Classifications

### ETIM

ETIM 4.0	EC002637
ETIM 5.0	EC002637

### UNSPSC

UNSPSC 6.01	30211801
UNSPSC 7.0901	39121432
UNSPSC 11	34131203
UNSPSC 12.01	39121432
UNSPSC 13.2	39121432

## Approvals

### Approvals

---

#### Approvals

UL Recognized / cUL Recognized / SEV / EAC / CCA / cULus Recognized

---


#### Ex Approvals


---

#### Approvals submitted

---

## Approval details

UL Recognized 	
	B
Nominal current IN	10 A
Nominal voltage UN	300 V

cUL Recognized 	
	B
Nominal current IN	10 A
Nominal voltage UN	300 V

# Pin strip - PST 1,0/ 3-3,5 - 1945106

## Approvals

SEV	
Nominal current $I_N$	6 A
Nominal voltage $U_N$	160 V

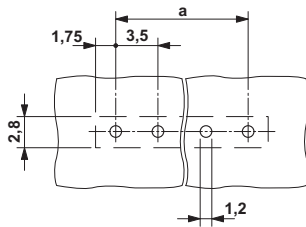
EAC	
-----	--

CCA	
Nominal current $I_N$	6 A
Nominal voltage $U_N$	160 V

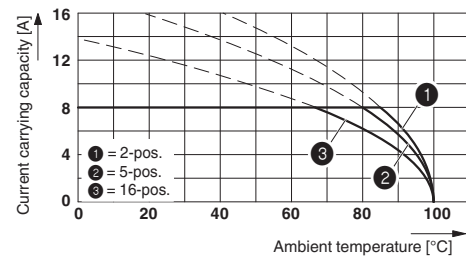
cULus Recognized
------------------

## Drawings

Drilling diagram



Diagram



Derating curve for: PTDA 1,5/..-PH-3,5 with PST 1,0/..-3,5

Dimensional drawing

