

Power connectors - SACC-M12FRS-3PECON-PG11-M - 1408987

Please be informed that the data shown in this PDF Document is generated from our Online Catalog. Please find the complete data in the user's documentation. Our General Terms of Use for Downloads are valid (<http://phoenixcontact.com/download>)




Power connectors, 4-position, Socket angled M12, S-coded, Screw connection, knurl material: Zinc die-cast, nickel-plated, cable gland Pg11, external cable diameter 8 mm ... 10 mm, for AC current up to 12 A/630 V

Why buy this product

- Safe use in the field, thanks to a high degree of protection
- Flexible: connectors for on-site assembly
- Screw connection: proven connection technology for a large selection of different conductors
- High-performance: AC connectors for up to 12 A and 630 V AC
- Protection against incorrect connection using special S-coding

Key Commercial Data

Packing unit	1 STK
GTIN	 4 046356 862370
GTIN	4046356862370

Technical data

Dimensions

Wrench size, union nut	19 mm
Diameter housing	20.2 mm
Length	39 mm
External cable diameter	8 mm ... 10 mm
Stripping length of the sheath	20 mm
Stripping length of the individual wire	5 mm

Ambient conditions

Ambient temperature (operation)	-40 °C ... 85 °C (Plug / socket)
Degree of protection	IP67

General

Power connectors - SACC-M12FRS-3PECON-PG11-M - 1408987

Technical data

General

Note	Strip 21 mm off the cable sheath, strip 6 mm off the conductor insulation, crimp the ferrule, then shorten this to 5 mm. Conductor length with shortened ferrule: 20 mm. Connect conductors and tighten the mounting screws with 0.2 Nm.
Rated current at 40°C	12 A (when using 1.5 mm ² conductors)
	12 A (at 40 °C)
Rated voltage	630 V AC
Number of positions	4
Color handle area	black
Insulation resistance	> 10 GΩ
Coding	S power
Standards/regulations	IEC 61076-2-111
Status display	No
Overvoltage category	III
Degree of pollution	3
Connection method	Screw connection
Conductor cross section	0.75 mm ² ... 1.5 mm ² (without ferrule)
	0.75 mm ² ... 1.5 mm ² (with ferrule)
	0.75 mm ² ... 1.5 mm ² (solid)
Conductor cross section AWG	18 ... 16 (without ferrule)
	18 ... 16 (with ferrule)
Insertion/withdrawal cycles	> 100
Torque	0.4 Nm (M12 knurl)
	1.5 Nm ... 2 Nm (Pressure screw with sleeve housing)
	0.4 Nm (Screw plug insert with sleeve housing as far it will go)
	0.2 Nm (Screw terminal blocks)
Assembly instructions	The wires can be connected both with ferrules and without ferrules

Material

Flammability rating according to UL 94	V0
Contact material	CuZn
Contact surface material	Au
Contact carrier material	PA
Material of grip body	PA
Material, knurls	Zinc die-cast, nickel-plated
Sealing material	Viton (M12 socket)
	NBR (Cable clamping)

Standards and Regulations

Standards/regulations	IEC 61076-2-111
Flammability rating according to UL 94	V0

Environmental Product Compliance

Power connectors - SACC-M12FRS-3PECON-PG11-M - 1408987

Technical data

Environmental Product Compliance

China RoHS	Environmentally Friendly Use Period = 50
	For details about hazardous substances go to tab "Downloads", Category "Manufacturer's declaration"

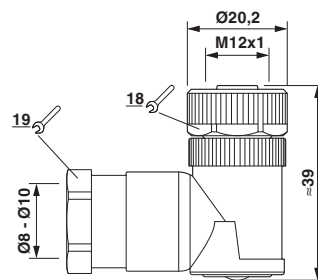
Drawings

Schematic diagram



Pin assignment of M12 socket, 4-pos., S-coded, socket side view

Dimensional drawing



M12 x 1 socket, straight

Approvals

Approvals

Approvals

UL Recognized / cUL Recognized / EAC / cULus Recognized


Ex Approvals


Approval details


UL Recognized		http://database.ul.com/cgi-bin/XYV/template/LISEXT/1FRAME/index.htm	FILE E 221474
mm ² /AWG/kcmil	16		
Nominal current I _N	12 A		
Nominal voltage U _N	600 V		

Power connectors - SACC-M12FRS-3PECON-PG11-M - 1408987

Approvals

cUL Recognized		http://database.ul.com/cgi-bin/XYV/template/LISEXT/1FRAME/index.htm	FILE E 221474
mm ² /AWG/kcmil		16	
Nominal current I _N		12 A	
Nominal voltage U _N		600 V	

EAC		RU C- DE.AI30.B.01102
-----	-----------------------------------------------------------------------------------	--------------------------

cULus Recognized		http://database.ul.com/cgi-bin/XYV/template/LISEXT/1FRAME/index.htm
------------------	-----------------------------------------------------------------------------------	-------------------------------------------------------------------------------------------------------------------------------------------------------

Phoenix Contact 2018 © - all rights reserved
<http://www.phoenixcontact.com>

PHOENIX CONTACT GmbH & Co. KG
Flachsmarktstr. 8
32825 Blomberg
Germany
Tel. +49 5235 300
Fax +49 5235 3 41200
<http://www.phoenixcontact.com>