V23148A 105A101 ✔ ACTIVE

SCHRACK | SCHRACK V23148

TE Internal #: 2-1393203-1

General Purpose Power Relay, DC, Monostable, 1 Form C SPDT-CO, 5 A Contact Rating, 12 VDC Coil Voltage, 250 VAC Contact Voltage, SCHRACK V23148

View on TE.com >

Relays & Contactors > Electromechanical Relays







Relay & Contactor Type: **General Purpose Power Relay**

Coil Magnetic System: **Monostable**

Contact Arrangement: **1 Form C SPDT-CO**

Current Type: **DC**

Contact Current Rating: **5 A**

Features

Product Type Features

Relay & Contactor Type	General Purpose Power Relay

Configuration Features

Contact Number of Poles	1
Coil Special Features	Sensitive Version
Contact Arrangement	1 Form C SPDT-CO

Electrical Characteristics

Contact Limiting Making Current	12 A
Contact Limiting Continuous Current	5 A
Insulation Initial Dielectric Between Open Contacts	1000 Vrms
Contact Switching Voltage (Max)	400 VAC
Coil Resistance	440 Ω
Contact Current Rating	5 A
Coil Voltage Rating	12 VDC
Contact Voltage Rating	250 VAC

Coil Power Rating DC	.327 W
Insulation Initial Dielectric Between Contacts & Coil	2000 Vrms

Body Features

Product Weight	9 g[.317 oz]
Enclosure Type	Flux Resistant Automatic Solder Capable & Washable

Contact Features

Contact Material	AgNi90/10

Termination Features

Main Termination & Connection Type	Solder Pins
Coil Termination & Connection Type	Solder Pins

Mechanical Attachment

Product Mount Type	Board Mount

Dimensions

Insulation Clearance Between Contact & Coil	2.5 mm[.098 in]
Insulation Creepage Between Contact & Coil	2.5 mm[.098 in]
Product Width	16.2 mm[.637 in]
Product Length	21.2 mm[.834 in]
Product Height	14.9 mm[.586 in]

Usage Conditions

Operating Temperature Range	-25 – 70 °C[-13 – 158 °F]
Environmental Category of Protection	RTIII
Environmental Ambient Temperature (Max)	70 °C[158 °F]

Operation/Application

Solder Process	Wave Solder Capable
Coil Magnetic System	Monostable
Current Type	DC

Packaging Features

Packaging Method	Carton

Other

Coil Power Rating Class	>.3 – ≤.6 W
Contact Current Class	>2 – ≤5 A

Height Class (Mechanical)	>14 – ≤16 mm[>.551 – ≤.63 in]
Length Class (Mechanical)	>16 – ≤22 mm[>.63 – ≤.866 in]
Width Class (Mechanical)	>16 – ≤22 mm[>.63 – ≤.866 in]

Product Compliance

For compliance documentation, visit the product page on TE.com>

EU RoHS Directive 2011/65/EU	Compliant
EU ELV Directive 2000/53/EC	Compliant
China RoHS 2 Directive MIIT Order No 32, 2016	有害物质含量符合标准要求 No Restricted Substance(s) Above Threshold
EU REACH Regulation (EC) No. 1907/2006	Current ECHA Candidate List: JUNE 2025 (250) Candidate List Declared Against: JUNE 2025 (250) Does not contain REACH SVHC
Halogen Content	Low Halogen - Br, Cl, F < 900 ppm per homogenous material. Also BFR/CFR/PVC Free
Solder Process Capability	Wave solder capable to 260°C

Product Compliance Disclaimer

This information is provided based on reasonable inquiry of our suppliers and represents our current actual knowledge based on the information they provided. This information is subject to change. The part numbers that TE has identified as EU RoHS compliant have a maximum concentration of 0.1% by weight in homogenous materials for lead, hexavalent chromium, mercury, PBB, PBDE, DBP, BBP, DEHP, DIBP, and 0.01% for cadmium, or qualify for an exemption to these limits as defined in the Annexes of Directive 2011/65/EU (RoHS2). Finished electrical and electronic equipment products will be CE marked as required by Directive 2011/65/EU. Components may not be CE marked. Additionally, the part numbers that TE has identified as EU ELV compliant have a maximum concentration of 0.1% by weight in homogenous materials for lead, hexavalent chromium, and mercury, and 0.01% for cadmium, or qualify for an exemption to these limits as defined in the Annexes of Directive 2000/53/EC (ELV). Regarding the REACH Regulation, the information TE provides on SVHC in articles for this part number is based on the latest European Chemicals Agency (ECHA) 'Guidance on requirements for substances in articles' posted at this URL: https://echa.europa.eu/guidance-documents/guidance-on-reach

Compatible Parts

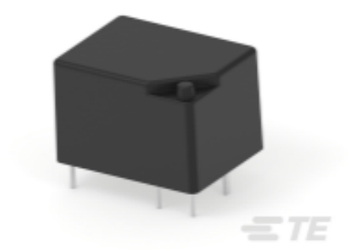

TE Part # 2-1393203-2
V23148-A0105-B101

Also in the Series | SCHRACK V23148



DC Relays(32)



General Purpose Power Relays(32)



PCB Relays(32)

Customers Also Bought



TE Part #3-1419104-6
T9AS5D22-24



TE Part #7-1461491-6
PCN-124D3MHZ,001B

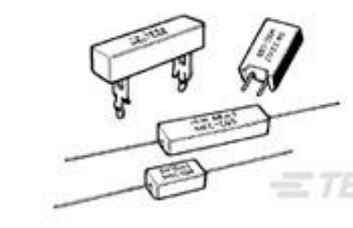

TE Part #1623785-5
SQMW10 15R 5% (WIRE)



TE Part #1-1625890-1
2W SM M/OX 5% 150K



TE Part #6-1625892-6
3W SM M/OX 5% 68K



TE Part #1658608-4
09 POS HDF PLUG, MS, LEAD FREE



TE Part #3-1879355-8
RR03 5% 150K AMMO



TE Part #1-2176090-1
RP 1J 0.166W 165K 0.1% 25PPM 1K RL



TE Part #2176413-1
5W XSM M/OX 5% 68K

TE Part #1-1393204-4
V23148-B0010-A101

Documents

CAD Files

3D PDF

3D

Customer View Model
ENG_CVM_CVM_2-1393203-1_A.2d_dxf.zip

English

Customer View Model

ENG_CVM_CVM_2-1393203-1_A.3d_igs.zip

English

Customer View Model

ENG_CVM_CVM_2-1393203-1_A.3d_stp.zip

English

By downloading the CAD file I accept and agree to the Terms and Conditions of use.

Datasheets & Catalog Pages

Power PCB Relay U/UB

English

Product Specifications

Definitions General Purpose Relays

English