

Product data sheet

Specifications



Power Relay, DPST-NO, class F coil insulation, DIN rail and panel mount cover, 30A, 24V DC, 2NO

92S7D22D-24

Product availability: Stock - Normally stocked in distribution facility

Main

Product Range	Legacy
Product Type	Power relay
Switch Function	DPST
Contact Composition	2 NO

Complementary

Input Current	30 A
Contacts Material	Silver alloy contacts
Maximum Switching Capacity	7500 VA/700 W AC/DC 13 mm gap between two relays 6250 VA/700 W AC/DC relays side by side without a gap
Minimum Switching Capacity	6000 mW 500 mA / 12 V NO
Coil Resistance	350 Ohm
Input voltage	24 V DC
Drop-out Voltage Threshold	$\geq 0.1 U_c$ DC $\geq 0.15 U_c$ AC
Rated Operational Current	30 A at 277 V AC (NO) conforming to UL 20 A at 28 V DC (NO) (on resistive load) conforming to UL 110 A at 240 V AC (NO) (full load) conforming to UL 10 A at 120 V AC (NO) (tungsten filament) conforming to UL 6 A at 250 V AC (NO) (tungsten filament) conforming to UL 30 A at 250 V AC (NO) conforming to IEC 25 A at 28 V DC (NO) conforming to IEC
Power consumption in W	1.36...1.87 W DC
Voltage Range	0.8...1.1 U_n AC/DC
Maximum Switching Voltage	300 V AC/DC UL 250 V AC/DC IEC
Motor Power HP	1.0 hp 120 V AC 50/60 Hz 3 hp 240 V AC 50/60 Hz
Electrical Insulation Class	Class F coil
Mounting	Carril DIN Panel mounted
Product Weight	2.9 oz (82 g)

Environment

Ambient Air Temperature for Operation	-40...131 °F (-40...55 °C)
Ambient Air Temperature for Storage	-40...185 °F (-40...85 °C)

Price is "List Price" and may be subject to a trade discount – check with your local distributor or retailer for actual price.

Product Certifications	UL Listed CSA CE
Electrical Durability	100000 cycles resistive 25000 cycles tungsten
Mechanical Durability	5000000 cycles
Dielectric Strength	4000 V AC between coil and contact 1500 V AC between contacts 2000 V AC between poles
Shock Resistance	10 gn in operation 30 gn not in operation
Vibration Resistance	+/- 1 mm 10...35 Hz) 3 gn 35...150 Hz)
Surge Withstand Duration	1.2/50 µs

Ordering and shipping details

Category	US10CP221127
Discount Schedule	0CP2
GTIN	3606480781933
Returnability	Yes
Country of origin	CN

Packing Units

Unit Type of Package 1	PCE
Number of Units in Package 1	1
Package 1 Height	1.73 in (4.4 cm)
Package 1 Width	1.33 in (3.37 cm)
Package 1 Length	2.70 in (6.85 cm)
Package 1 Weight	3.3 oz (92.5 g)
Unit Type of Package 2	BB1
Number of Units in Package 2	10
Package 2 Height	1.97 in (5 cm)
Package 2 Width	5.59 in (14.2 cm)
Package 2 Length	7.83 in (19.9 cm)
Package 2 Weight	32.6 oz (925 g)
Unit Type of Package 3	S02
Number of Units in Package 3	60
Package 3 Height	5.91 in (15 cm)
Package 3 Width	11.81 in (30 cm)
Package 3 Length	15.75 in (40 cm)
Package 3 Weight	13.56 lb(US) (6.15 kg)




Environmental Data

Schneider Electric aims to achieve Net Zero status by 2050 through supply chain partnerships, lower impact materials, and circularity via our ongoing “Use Better, Use Longer, Use Again” campaign to extend product lifetimes and recyclability.



[Environmental Data explained >](#)

[How we assess product sustainability >](#)

Use Better

 Materials and Substances	
Packaging without single use plastic	Yes
EU RoHS Directive	Pro-active compliance (Product out of EU RoHS legal scope)
REACH Regulation	REACH Declaration
California proposition 65	WARNING: This product can expose you to chemicals including: Lead and lead compounds, which is known to the State of California to cause cancer and birth defects or other reproductive harm. For more information go to www.P65Warnings.ca.gov

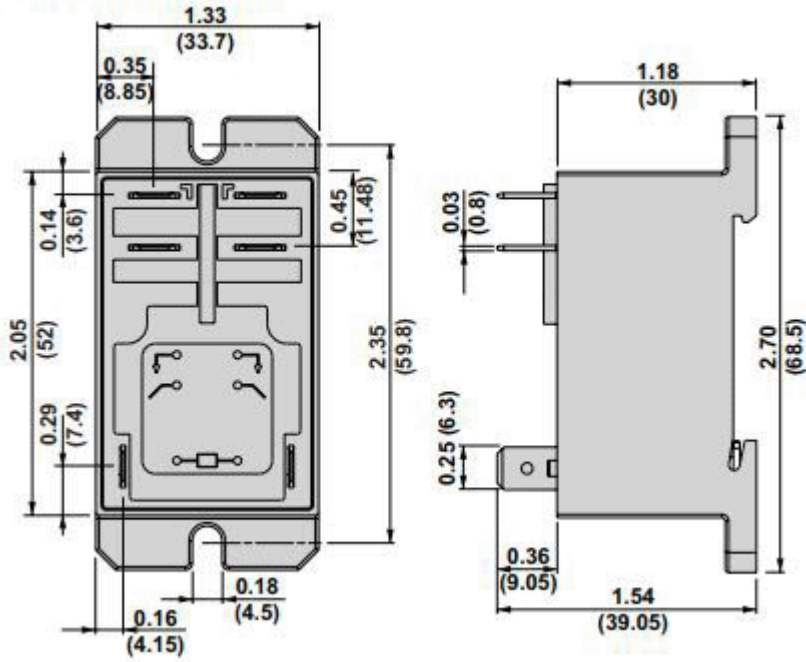
Use Again

 Repack and remanufacture	
Circularity Profile	No need of specific recycling operations
Take-back	No
WEEE	 The product must be disposed on European Union markets following specific waste collection and never end up in rubbish bins.

Dimensions Drawings

Approximate Dimensions

DPST-NO (2 NO):



Connections and Schema

Connections and Wiring Diagrams

DPST-NO (2 NO):

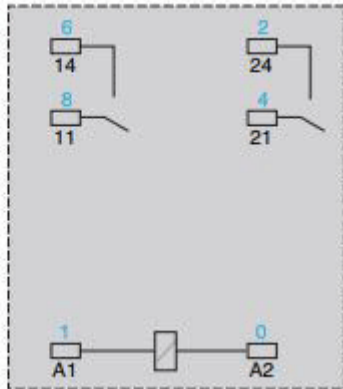


Image of product / Alternate images

Alternative

