



PDQ244915

4-Port MIMO Directional Antenna 2400-2500 MHz and 4900-5950 MHz

TE Connectivity's patent pending PDQ244915 antenna is a four-port dual-band, dual polarized directional antenna for use in 802.11n MIMO indoor and outdoor applications. The antenna is an excellent choice for high density Wi-Fi applications where adjacent interference is of concern. The dual-band frequency coverage means that a single type of antenna can be deployed with any MIMO radio in the 2400-2500 MHz and 4900-5950 MHz bands. In addition, the uniform and symmetrical radiation patterns provide a high-level signal density into engineered coverage areas.

FEATURES AND BENEFITS

- Ultra-thin, compact ASA UV stable white housing
- Articulating arm mount can anchored directly to a vertical surface or mast mounted and oriented for optimal signal radiation
- Four radiating elements optimized for indoor and outdoor 802.11 MIMO applications
- Horizontal and vertical polarization for multipath mitigation

APPLICATIONS

- High density Wi-Fi
- Outdoor stadiums, arenas, and convention centers
- Hotels and casinos
- Airport, bus, and train terminals
- Retail stores and indoor pedestrian malls
- Libraries and museums

ELECTRICAL SPECIFICATION			ELECTRICAL SPECIFICATION		
Model Name	PDQ244915		Port-to-Port Isolation - Max. (dB)	>30	>30
Number of Ports	4		Nominal Impedance (Ohms)	50	
Operating Frequency (MHz)	2400-2500	4900-5950	Max Power - Ambient 25°C (W)	10	
VSWR - Avg	1.5:1	2.0:1	Polarization	Vertical (2 ports), Horizontal (2 ports)	
VSWR - Max	<2.0:1	<2.0:1	Vertical Plane 3 dB Beamwidth - V-pol	48°	18°
Peak Gain - Avg. (dBi)	10.7	13.4	Vertical Plane 3 dB Beamwidth - H-pol	47°	20°
Peak Gain - Max. (dBi)	11.1	15.0	Horizontal Plane 3 dB Beamwidth - V-pol	48°	21°
Max. Gain ± 30° above Horizon (dBi)		4.7	Horizontal Plane 3 dB Beamwidth - H-pol	50°	21°
Port-to-Port Isolation - Avg. (dB)	>40	>39	Front-to-Back Ratio (dB)	>25	

MECHANICAL SPECIFICATION

Dimensions - mm (inches)	373.3 x 411.4 x 35.8 (14.7 x 16.2 x 1.41)
Weight - kg (lbs.)/Weight w/ mount - kg (lbs.)	1.58 (3.48)/2.28 (5.03)
Cable Type	Plenum rated, CMP rated for Plenum per NFPA 262
Mounting	Mast (44-57 mm) or Concrete Wall (HDMNT kit)
Radome/Baseplate Material	ASA, White, UV Stable

ENVIRONMENTAL SPECIFICATION

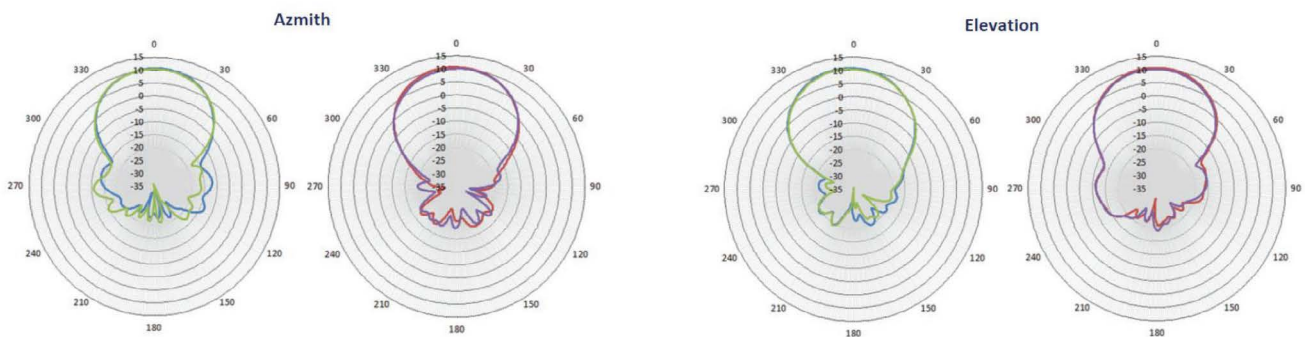
Operating Environment (Indoor or Outdoor)	Indoor and Outdoor
Operating Temperature - °C (°F)	-30 to +70°C (-22 to +158°F)
Storage Temperature - °C (°F)	-40 to +85°C (-40 to +185°F)
Ingress Protection Rating	IP67
Material Substance Compliance	RoHS

CONFIGURATION

PART NUMBER	CABLE LENGTH	CONNECTOR
PDQ244915-91NF	4x- 91 cm (3.0 ft.)	4x - Type N-Female
PDQ244915-91NM	4x- 91 cm (3.0 ft.)	4x - Type N-Male
PDQ244915-FNF	N/A	4x - Type N-Female

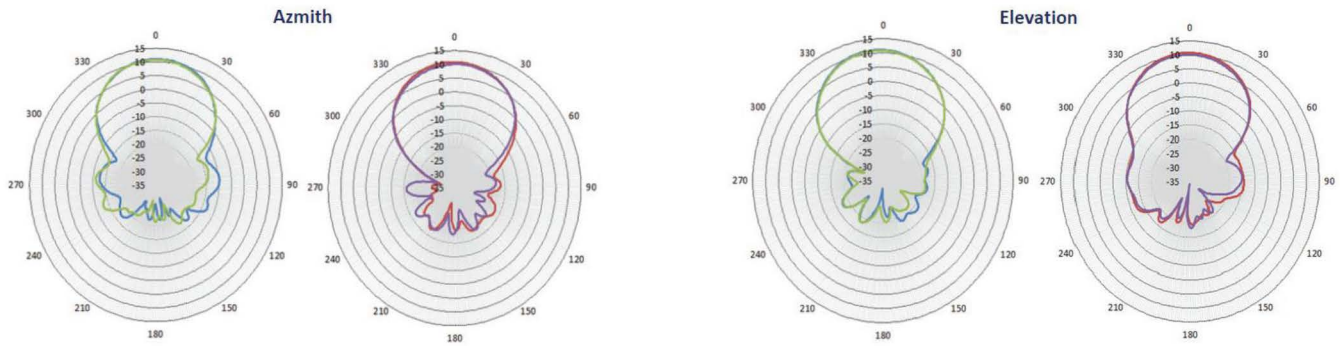
RADIATION PATTERNS

2400 MHZ

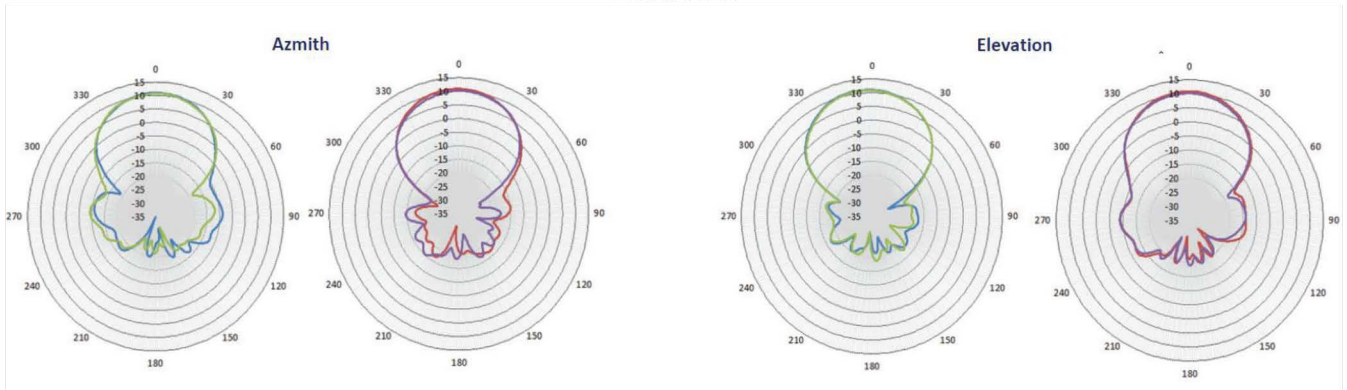


RADIATION PATTERNS

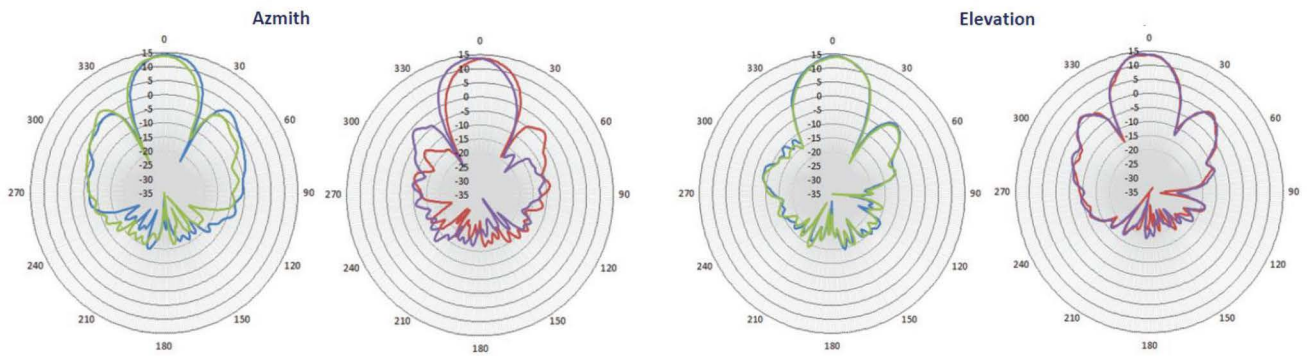
2450 MHz



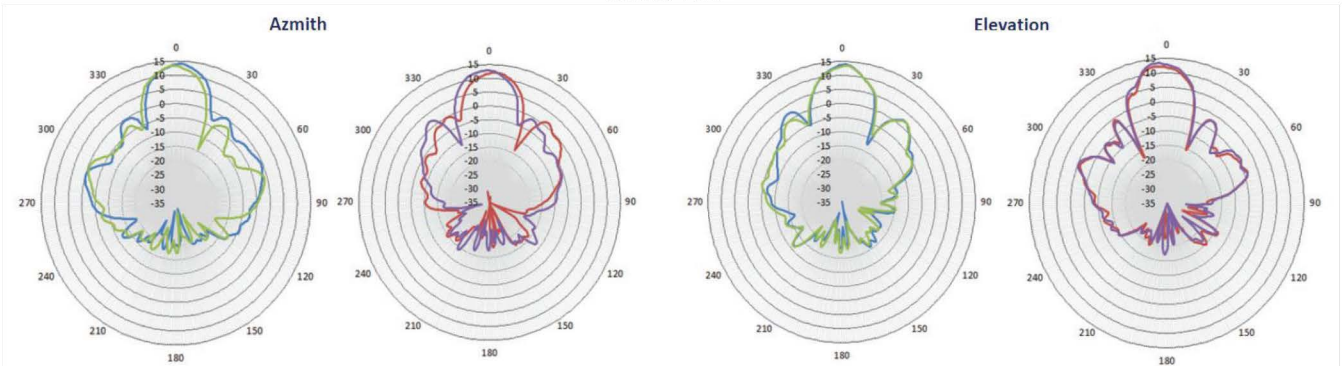
2500 MHz



4900 MHz

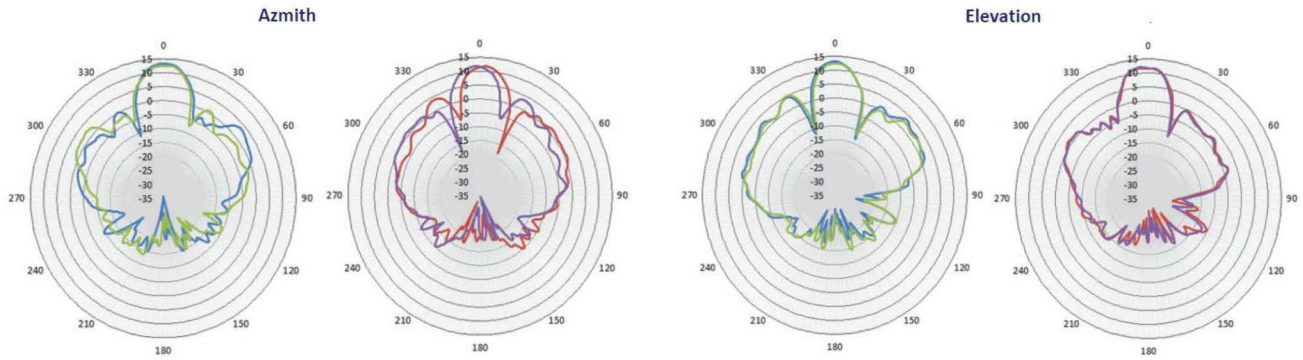


5500 MHz



RADIATION PATTERNS

5950 MHz



TE TECHNICAL SUPPORT CENTER

USA:	+1 (800) 522-6752
Canada:	+1 (905) 475-6222
Mexico:	+52 (0) 55-1106-0800
Latin/S. America:	+54 (0) 11-4733-2200
Germany:	+49 (0) 6251-133-1999
UK:	+44 (0) 800-267666
France:	+33 (0) 1-3420-8686
Netherlands:	+31 (0) 73-6246-999
China:	+86 (0) 400-820-6015

te.com

TE, TE Connectivity, TE connectivity (logo), and EVERY CONNECTION COUNTS are trademarks owned or licensed by the TE Connectivity plc family of companies. Other product names, logos, and company names mentioned herein may be trademarks of their respective owners.

While TE has made every reasonable effort to ensure the accuracy of the information in this document, TE does not guarantee that it is error-free, nor does TE make any other representation, warranty or guarantee that the information is accurate, complete, correct, reliable or current. TE reserves the right to make any adjustments to the information contained herein at any time without notice. TE EXPRESSLY DISCLAIMS ALL IMPLIED WARRANTIES REGARDING THE INFORMATION CONTAINED HEREIN, INCLUDING, BUT NOT LIMITED TO, ANY IMPLIED WARRANTIES OF MERCHANTABILITY OR FITNESS FOR A PARTICULAR PURPOSE. In no event will TE be liable for any direct, indirect, incidental, special or consequential damages arising from or related to recipient's use of the information. It is the sole responsibility of recipient of this information to verify the results of this information using their engineering and product environment. Recipient assumes any and all risks associated with the use of the information. Antenna performance may vary. TE is a component manufacturer, and customer and/or end-user is responsible for all end-use compliance and regulatory requirements.

©2025 TE Connectivity. All Rights Reserved.

05/25 Original