D369-R66-AP1 ✔ ACTIVE

DEUTSCH | DEUTSCH 369

TE Internal #: D369-R66-AP1

6 Position, Receptacle, Connector Assembly, Crimp, Wire-to-Wire, Gold (Au), Normal, 2.54 mm [.1 in] Centerline, 2 Row, 400 VAC, Sealable, DEUTSCH 369

View on TE.com >

Connectors > Rectangular Connectors > Standard Rectangular Connectors > Rectangular Connectors, 6 Way Receptacle



Connector Product Type: **Connector Assembly**

Connector & Housing Type: **Receptacle**

Mating Alignment: **With**

Mating Alignment Type: **Keyed**

Mating Retention: **With**

All Rectangular Connectors, 6 Way Receptacle (22)

Features

Product Type Features

Connector Seal & Plug Type	Triple-Seal
Connector Shell Size	06
Connector Product Type	Connector Assembly
Connector & Housing Type	Receptacle
Connector System	Wire-to-Wire
Insertion Force Type	Normal
Sealable	Yes
Connector & Contact Terminates To	Wire & Cable

Configuration Features

Number of Columns	3
Number of Cavities	6
Contacts Preloaded	Yes
Number of Positions	6
Number of Rows	2
Number of Power Positions	6
Number of Signal Positions	6

Electrical Characteristics

Operating Voltage	500 VDC

Body Features

Connector & Keying Code	A
Connector Seal Color	Natural
Seal Material	Fluorosilicone
Seal Type	Grommet Seal, Interfacial Seal
Primary Product Color	Red
Cable Exit Angle	180°

Contact Features

Contact Size	Size 22
Contact Mating Area Plating Material	Gold (Au)
Contact Retention Within Housing	With
Contact Current Rating (Max)	5 A
Contact Type	Pin
Wire Contact Termination Area Plating Material	Gold

Termination Features

Termination Method to Wire & Cable	Crimp

Mechanical Attachment

Mating Alignment	With
Mating Alignment Type	Keyed
Mating Retention	With
Mating Retention Type	Button Latch

Housing Features

Shell Material	Composite
Centerline (Pitch)	2.54 mm[.1 in]
Housing Material	Composite

Dimensions

Row-to-Row Spacing	2.54 mm[.1 in]
Compatible Insulation Diameter Range	.71 – 1.37 mm[.028 – .054 in]

Usage Conditions

Operating Temperature Range	-55 – 175 °C[-67 – 347 °F]

Operation/Application

Shielded	No
Circuit Application	Power & Signal

Product Compliance

For compliance documentation, visit the product page on TE.com>

EU RoHS Directive 2011/65/EU	Compliant with Exemptions
EU ELV Directive 2000/53/EC	Compliant
China RoHS 2 Directive MIIT Order No 32, 2016	Restricted Materials Above Threshold
EU REACH Regulation (EC) No. 1907/2006	Current ECHA Candidate List: JUNE 2025 (250) Candidate List Declared Against: JAN 2024 (240) SVHC > Threshold: Pb (1.2% in In alloy) **Article Safe Usage Statements:** Do not eat, drink or smoke when using this product. Wash thoroughly after handling. Recycle if possible and dispose of the article by following all applicable governmental regulations relevant to your geographic location.
Halogen Content	Not Yet Reviewed for halogen content
Solder Process Capability	Reflow solder capable to 245°C

Product Compliance Disclaimer

This information is provided based on reasonable inquiry of our suppliers and represents our current actual knowledge based on the information they provided. This information is subject to change. The part numbers that TE has identified as EU RoHS compliant have a maximum concentration of 0.1% by weight in homogenous materials for lead, hexavalent chromium, mercury, PBB, PBDE, DBP, BBP, DEHP, DIBP, and 0.01% for cadmium, or qualify for an exemption to these limits as defined in the Annexes of Directive 2011/65/EU (RoHS2). Finished electrical and electronic equipment products will be CE marked as required by Directive 2011/65/EU. Components may not be CE marked. Additionally, the part numbers that TE has identified as EU ELV compliant have a maximum concentration of 0.1% by weight in homogenous materials for lead, hexavalent chromium, and mercury, and 0.01% for cadmium, or qualify for an exemption to these limits as defined in the Annexes of Directive 2000/53/EC (ELV). Regarding the REACH Regulation, the information TE provides on SVHC in articles for this part number is based on the latest European Chemicals Agency (ECHA) 'Guidance on requirements for substances in articles' posted at this URL: https://echa.europa.eu/guidance-documents/guidance-on-reach

Compatible Parts



TE Part # D369-P66-AS1
369 6 WAY PLUG, CRIMP, SKT

Also in the Series | DEUTSCH 369



PCB Headers & Receptacles(91)



Rectangular Power Connectors(403)



Standard Rectangular Connectors(358)



Wire-to-Board Headers & Receptacles (91)

Customers Also Bought



TE Part #CTJ120E01B-513
MODULE ASSY

TE Part #699231-000
MTCB1X-XXX-105



TE Part #D369-R66-NP1
369 6 WAY REC, CRIMP, PIN



TE Part #53409-1
PIDG PVF2 22-16COMM22-18MIL 10

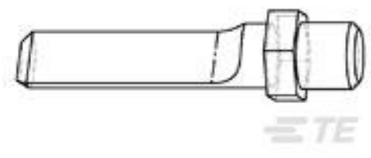

TE Part #208018-1
POLARIZATION POST



TE Part #696423-6
TERM,PIDG PVF2 R 16-14 10



TE Part #1617754-3
FCA-410-1522M=M83536/15-022M

TE Part #109027-ZZ
CONT SOC

Documents

Product Drawings

369 6 WAY REC, CRIMP, PIN

English

CAD Files

3D PDF

3D

Customer View Model
ENG_CVM_CVM_D369-R66-AP1_4.2d_dxf.zip

English

Customer View Model
ENG_CVM_CVM_D369-R66-AP1_4.3d_igs.zip

English

Customer View Model
ENG_CVM_CVM_D369-R66-AP1_4.3d_stp.zip

English

By downloading the CAD file I accept and agree to the **Terms and Conditions** of use.

Product Specifications

Product Specification

English