T9AS1D14-12 ✔ ACTIVE

Potter & Brumfield | Potter & Brumfield T9A

TE Internal #: 5-1423091-7

General Purpose Power Relay, DC, Monostable, 1 Form A SPST-NO, 30 A Contact Rating, 12 VDC Coil Voltage, Potter & Brumfield T9A

View on TE.com >

Relays & Contactors > Electromechanical Relays > PCB Power Relay: 30 Amp, Monostable DC







Relay & Contactor Type: **General Purpose Power Relay**

Coil Magnetic System: **Monostable**

Contact Arrangement: **1 Form A SPST-NO**

Current Type: **DC**

Contact Current Rating: **30 A**

All PCB Power Relay: 30 Amp, Monostable DC (56)

Features

Product Type Features

Relay & Contactor Type	General Purpose Power Relay

Configuration Features

Contact Number of Poles	1
Coil Special Features	UL Coil Insulation Class F
Contact Arrangement	1 Form A SPST-NO

Electrical Characteristics

Contact Limiting Short-Time Current	30 A
Contact Limiting Making Current	30 A
Contact Limiting Continuous Current	30 A
Contact Limiting Breaking Current	30 A
Insulation Initial Dielectric Between Open Contacts	1500 Vrms
Insulation Initial Dielectric Between Adjacent Contacts	1500 Vrms

Coil Current	.083 A
Contact Switching Voltage (Max)	277 VAC
Contact Switching Load (Min)	1000mA @ 5V
Coil Resistance	144 Ω
Insulation Initial Resistance	1000 MΩ
Contact Current Rating	30 A
Coil Voltage Rating	12 VDC
Contact Voltage Rating	277 VAC
Coil Power Rating DC	1 W
Insulation Initial Dielectric Between Contacts & Coil	2500 Vrms

Body Features

Product Weight	26 g[.918 oz]
Primary Product Color	Black
Enclosure Type	Flux Resistant Automatic Solder Capable & Washable

Contact Features

Contact Material	AgSnOInO

Termination Features

Main Termination & Connection Type	Solder Pins
Coil Termination & Connection Type	Solder Pins

Mechanical Attachment

Product Mount Type	Board Mount

Dimensions

Insulation Clearance Between Contact & Coil	3.18 mm[.125 in]
Insulation Creepage Between Contact & Coil	6.36 mm[.25 in]
Product Width	27.43 mm[1.08 in]
Product Length	32.51 mm[1.28 in]
Product Height	20.4 mm[.803 in]

Usage Conditions

Operating Temperature Range	-55 – 85 °C[-67 – 185 °F]
Environmental Category of Protection	RTIII
Environmental Ambient Temperature (Max)	85 °C[185 °F]

Operation/Application

Solder Process	Wave Solder Capable
Coil Magnetic System	Monostable
Current Type	DC

Packaging Features

Packaging Method	Bundle, Tray

Other

Coil Power Rating Class	>.6 – ≤1 W
Contact Current Class	>25 – ≤32 A
Height Class (Mechanical)	>16 – ≤22 mm[>.63 – ≤.866 in]
Length Class (Mechanical)	>22 – ≤33 mm[>.866 – ≤1.299 in]
Width Class (Mechanical)	>22 – ≤33 mm[>.866 – ≤1.299 in]

Product Compliance

For compliance documentation, visit the product page on TE.com>

EU RoHS Directive 2011/65/EU	Compliant
EU ELV Directive 2000/53/EC	Compliant
China RoHS 2 Directive MIIT Order No 32, 2016	有害物质含量符合标准要求 No Restricted Substance(s) Above Threshold
EU REACH Regulation (EC) No. 1907/2006	Current ECHA Candidate List: JUNE 2025 (250) Candidate List Declared Against: JUNE 2025 (250) Does not contain REACH SVHC
Halogen Content	Not Low Halogen - contains Br or Cl > 900 ppm.
Solder Process Capability	Wave solder capable to 265°C

Product Compliance Disclaimer

This information is provided based on reasonable inquiry of our suppliers and represents our current actual knowledge based on the information they provided. This information is subject to change. The part numbers that TE has identified as EU RoHS compliant have a maximum concentration of 0.1% by weight in homogenous materials for lead, hexavalent chromium, mercury, PBB, PBDE, DBP, BBP, DEHP, DIBP, and 0.01% for cadmium, or qualify for an exemption to these limits as defined in the Annexes of Directive 2011/65/EU (RoHS2). Finished electrical and electronic equipment products will be CE marked as required by Directive 2011/65/EU. Components may not be CE marked. Additionally, the part numbers that TE has identified as EU ELV compliant have a maximum concentration of 0.1% by weight in homogenous materials for lead, hexavalent chromium, and mercury, and 0.01% for cadmium, or qualify for an exemption to these limits as defined in the Annexes of Directive 2000/53/EC (ELV). Regarding the REACH Regulation, the information TE provides on SVHC in articles for this part number is based on the latest European Chemicals Agency (ECHA) 'Guidance on requirements for substances in articles' posted at this URL: https://echa.europa.eu/guidance-documents/guidance-on-reach

Compatible Parts



TE Part # CAT-SCH691-T1
PCB Power Relay: 30 Amp, Monostable DC

Also in the Series | Potter & Brumfield T9A



DC Relays(56)



General Purpose Power Relays(56)



PCB Relays(46)

Customers Also Bought

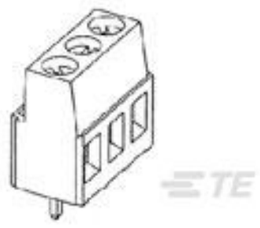

TE Part #282841-3
TERMI-BLOK PCB MOUNT 3P. 5

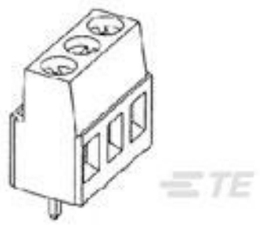

TE Part #282841-4
TERMI-BLOK PCB MOUNT 4P. 5



TE Part #321026
SPLICE,PG BUTT 26-22



TE Part #770063-1
01P .093 COMM P&S RECPT HSG

TE Part #1888132-4
MBXL R/A RCPT 2ACP+10P+16S

TE Part #3-6450832-6
MBXLE R/A HEADER 15P+28S

TE Part #6450874-2
MBXLE R/A RCT,A/C PASS THRU 3ACP+12P+28S

TE Part #6450874-3
MBXLE R/A RCT,A/C PASS THRU 3ACP+4P+24S

TE Part #7-1423008-0

T92S7D14-24-01

TE Part #1771468-1

CC848774793, CABLE ASSEMBLY

Documents

CAD Files

3D PDF

3D

Customer View Model

ENG_CVM_CVM_5-1423091-7_K.2d_dxf.zip

English

Customer View Model

ENG_CVM_CVM_5-1423091-7_K.3d_igs.zip

English

Customer View Model

ENG_CVM_CVM_5-1423091-7_K.3d_stp.zip

English

By downloading the CAD file I accept and agree to the Terms and Conditions of use.

Datasheets & Catalog Pages

T9A Relay Datasheet

English

Product Specifications

Definitions General Purpose Relays

English

Agency Approvals

Agency Approval Document

English