316533-1 ✔ ACTIVE

AMP Signal Double Lock

TE Internal #: 316533-1

PCB Mount Header, Vertical, Wire-to-Board, 4 Position, 2.5 mm [.098 in] Centerline, Fully Shrouded, Tin (Sn), AMP Signal Double Lock

View on TE.com >

Connectors > PCB Connectors > PCB Headers & Receptacles







PCB Connector Type: **PCB Mount Header**

PCB Mount Orientation: **Vertical**

Connector System: **Wire-to-Board**

Number of Positions: **4**

Centerline (Pitch): **2.5 mm [.098 in]**

Features

Product Type Features

PCB Connector Type	PCB Mount Header
Connector System	Wire-to-Board
Header Type	Fully Shrouded
Sealable	No
Connector & Contact Terminates To	Printed Circuit Board
Connector Product Type	Connector Assembly

Configuration Features

PCB Mount Orientation	Vertical
Number of Positions	4
Number of Rows	1

Electrical Characteristics

Operating Voltage	250 VDC

Body Features

Connector Profile	Standard

Primary Product Color	Natural

Contact Features

Contact Underplating Material	Copper
Contact Underplating Material Thickness	.5 – 1.2 µm[19.68 – 47.24 µin]
Mating Square Post Dimension	.64 mm[.025 in]
PCB Contact Termination Area Plating Material Thickness	.8 – 2.5 µm[31.49 – 98.42 µin]
Contact Shape & Form	Square
Contact Layout	Inline
Contact Base Material	Brass
PCB Contact Termination Area Plating Material	Tin
Contact Mating Area Plating Material	Tin (Sn)
Contact Mating Area Plating Material Finish	Matte
Contact Mating Area Plating Material Thickness	.8 µm[31.49 µin]
Contact Type	Pin
Contact Current Rating (Max)	3 A

Termination Features

Termination Post & Tail Length	3.2 mm[.126 in]
Square Termination Post & Tail Dimension	.64 mm[.025 in]
Termination Method to PCB	Through Hole - Solder

Mechanical Attachment

Mating Retention Type	Latch
Mating Alignment Type	Polarization
PCB Mount Retention Type	Kinked
PCB Mount Alignment	Without
Mating Retention	With
PCB Mount Retention	With
Connector Mounting Type	Board Mount
Mating Alignment	With

Housing Features

Centerline (Pitch)	2.5 mm[.098 in]
Housing Material	Nylon 6/6 GF

Dimensions

PCB Thickness (Recommended)	1.6 mm[.063 in]
Connector Height	9.8 mm[.38 in]

Usage Conditions

Operating Temperature Range	-30 – 105 °C[-22 – 221 °F]

Operation/Application

Circuit Application	Signal

Industry Standards

Glow Wire Rating	Standard Part - Not Glow Wire
UL Flammability Rating	UL 94V-0

Packaging Features

Packaging Quantity	38
Packaging Method	Box, Tube

Product Compliance

For compliance documentation, visit the product page on TE.com>

EU RoHS Directive 2011/65/EU	Compliant
EU ELV Directive 2000/53/EC	Compliant
China RoHS 2 Directive MIIT Order No 32, 2016	No Restricted Materials Above Threshold
EU REACH Regulation (EC) No. 1907/2006	Current ECHA Candidate List: JUNE 2025 (250) Candidate List Declared Against: JUNE 2025 (250) Does not contain REACH SVHC
Halogen Content	Not Low Halogen - contains Br or Cl > 900 ppm.
Solder Process Capability	Wave solder capable to 265°C

Product Compliance Disclaimer

This information is provided based on reasonable inquiry of our suppliers and represents our current actual knowledge based on the information they provided. This information is subject to change. The part numbers that TE has identified as EU RoHS compliant have a maximum concentration of 0.1% by weight in homogenous materials for lead, hexavalent chromium, mercury, PBB, PBDE, DBP, BBP, DEHP, DIBP, and 0.01% for cadmium, or qualify for an exemption to these limits as defined in the Annexes of Directive 2011/65/EU (RoHS2). Finished electrical and electronic equipment products will be CE marked as required by Directive 2011/65/EU. Components may not be CE marked. Additionally, the part numbers that TE has identified as EU ELV compliant have a maximum concentration of 0.1% by weight in homogenous materials for lead, hexavalent chromium, and mercury, and 0.01% for cadmium, or qualify for an exemption to these limits as defined in the Annexes of Directive 2000/53/EC (ELV). Regarding the REACH Regulation, the information TE provides on SVHC in articles for this part number is based on the latest European Chemicals Agency (ECHA) 'Guidance on requirements for substances in articles' posted at this URL: https://echa.europa.eu/guidance-documents/guidance-on-reach

Compatible Parts



TE Part # CAT-SI261-P729
STD Temp Signal Double Lock Plug



TE Part # 5-917688-1
SIGNAL DOUBLE LOCK PLUG HSG 4P GWT

Also in the Series | AMP Signal Double Lock



Connector Caps & Covers(1)



Connector Contacts(14)



Connector Hardware(19)



PCB Headers & Receptacles(152)



Rectangular Connector Housings(94)



Rectangular Power Connectors(69)



Standard Rectangular Connectors(95)



Wire-to-Board Connector Assemblies & Housings(32)

Customers Also Bought

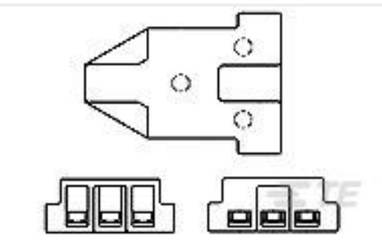

TE Part #1-171370-2
2.3DIA CLUSTER BLOCK



TE Part #176275-2
UNIV POWER PLUG HSG 8P F/H

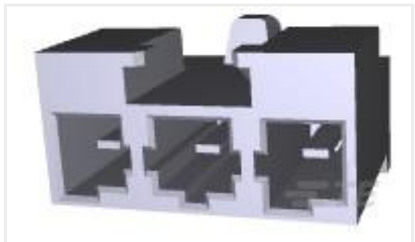

TE Part #179846-6
AMP POWER D/LOCK T/HDR ASSY 3P

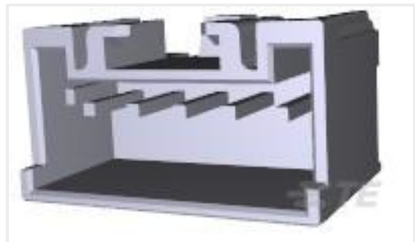

TE Part #316534-1
2.5 S.D.L HDR V STD 5P IN TUBE

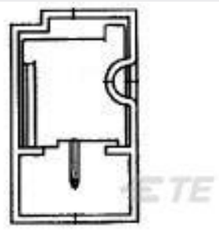

TE Part #316535-1

2.5 S.D.L HDR V STD 6P IN TUBE

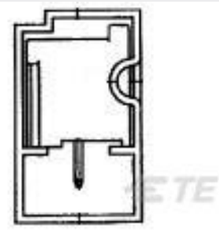

TE Part #316536-1

2.5 S.D.L HDR V STD 7P IN TUBE



TE Part #1747052-5

GRACE INERTIA CONNECTOR 7.92 2POS HEADER



TE Part #1-1747066-5

GRACE INERTIA CONN 2.5 PLUG HSG 5P RED



TE Part #1-1747066-6

GRACE INERTIA CONN 2.5 PLUG HSG 6P RED



TE Part #1-1903127-0

DYNAMIC 1100D TAB HSG 40P F/H

Documents

Product Drawings

2.5 S.D.L HDR V STD 4P IN TUBE

English

2.5 S.D.L HDR V STD 4P IN TUBE

English

CAD Files

3D PDF

3D

Customer View Model

ENG_CVM_CVM_316533-1_C.2d_dxf.zip

English

Customer View Model

ENG_CVM_CVM_316533-1_C.3d_igs.zip

English

Customer View Model

ENG_CVM_CVM_316533-1_C.3d_stp.zip

English

By downloading the CAD file I accept and agree to the Terms and Conditions of use.

Product Specifications

Application Specification

English

Instruction Sheets

Instruction Sheet (non U.S.)

English

AMP 2.5 SIGNAL DOUBLE LOCK CONNECTOR SERIES

English

Agency Approvals

UL Report

English