1-84952-2 ✔ ACTIVE

FPC

TE Internal #: 1-84952-2

1 mm [.039 in] Centerline, Zero Insertion Force (ZIF), Right Angle, Surface Mount, Stuffer Actuator, Tin (Sn), 12 Position, FPC Connectors

View on TE.com >

Connectors > PCB Connectors > Wire-to-Board Connectors > FFC, FPC & Ribbon Connectors > FPC Connectors







Centerline (Pitch): **1 mm [.039 in]**

Insertion Force Type: **Zero Insertion Force (ZIF)**

PCB Mount Orientation: **Right Angle**

Contact Mating Location: **Bottom**

Termination Method to PCB: **Surface Mount**

Features

Product Type Features

Connector & Contact Terminates To	Flexible Printed Circuit (FPC)
Connector Product Type	Connector Assembly
Connector System	Flex-to-Board
PCB Connector Type	PCB Mount Receptacle
Insertion Force Type	Zero Insertion Force (ZIF)
FPC Actuator Type	Stuffer

Configuration Features

Compatible With Wire & Cable Type	FFC, FPC
Number of Rows	1
PCB Mount Orientation	Right Angle
Number of Positions	12

Electrical Characteristics

Operating Voltage	200 VAC

Body Features

Primary Product Color	Natural

Contact Features

PCB Contact Termination Area Plating Material Finish	Bright
Contact Mating Area Plating Material Thickness	2 µm[78.74 µin]
Contact Current Rating (Max)	1 A
PCB Contact Termination Area Plating Material Thickness	2 µm[78.74 µin]
Contact Shape & Form	Single Beam
Contact Layout	Inline
Contact Base Material	Phosphor Bronze
PCB Contact Termination Area Plating Material	Tin
Contact Type	Socket
Contact Mating Area Plating Material Finish	Bright
Contact Mating Location	Bottom
Contact Mating Area Plating Material	Tin (Sn)

Termination Features

Termination Method to PCB	Surface Mount

Mechanical Attachment

Connector Mounting Type	Board Mount
PCB Mount Retention	With
Mating Alignment	With
PCB Mount Alignment	Without

Housing Features

Housing Material	Liquid Crystal Polymer (LCP)
Centerline (Pitch)	1 mm[.039 in]

Dimensions

Accepts Flex Cable Thickness	.3 mm[.012 in]
Connector Width	6.54 mm[.258 in]
Connector Height	2.56 mm[.101 in]
Connector Length	19.92 mm[.784 in]

Usage Conditions

Operating Temperature Range	-40 – 85 °C[-40 – 185 °F]

Operation/Application

Circuit Application	Signal

Identification Marking

Circuit Identification Feature	With

Packaging Features

Packaging Quantity	1200
Packaging Method	Tape & Reel

Product Compliance

For compliance documentation, visit the product page on TE.com>

EU RoHS Directive 2011/65/EU	Compliant
EU ELV Directive 2000/53/EC	Compliant
China RoHS 2 Directive MIIT Order No 32, 2016	有害物质含量符合标准要求 No Restricted Substance(s) Above Threshold
EU REACH Regulation (EC) No. 1907/2006	Current ECHA Candidate List: JUNE 2025 (250) Candidate List Declared Against: JAN 2023 (233) Does not contain REACH SVHC
Halogen Content	Not Low Halogen - contains Br or Cl > 900 ppm.
Solder Process Capability	Reflow solder capable to 260°C

Product Compliance Disclaimer

This information is provided based on reasonable inquiry of our suppliers and represents our current actual knowledge based on the information they provided. This information is subject to change. The part numbers that TE has identified as EU RoHS compliant have a maximum concentration of 0.1% by weight in homogenous materials for lead, hexavalent chromium, mercury, PBB, PBDE, DBP, BBP, DEHP, DIBP, and 0.01% for cadmium, or qualify for an exemption to these limits as defined in the Annexes of Directive 2011/65/EU (RoHS2). Finished electrical and electronic equipment products will be CE marked as required by Directive 2011/65/EU. Components may not be CE marked. Additionally, the part numbers that TE has identified as EU ELV compliant have a maximum concentration of 0.1% by weight in homogenous materials for lead, hexavalent chromium, and mercury, and 0.01% for cadmium, or qualify for an exemption to these limits as defined in the Annexes of Directive 2000/53/EC (ELV). Regarding the REACH Regulation, the information TE provides on SVHC in articles for this part number is based on the latest European Chemicals Agency (ECHA) 'Guidance on requirements for substances in articles' posted at this URL: https://echa.europa.eu/guidance-documents/guidance-on-reach

Compatible Parts



TE Part # 1-84953-2
1MM FPC HORZ.TOP CONT.ASSY 12P



TE Part # 1-1734248-2
1.0 FPC, ZIF V/T, SMT, 12P

Customers Also Bought

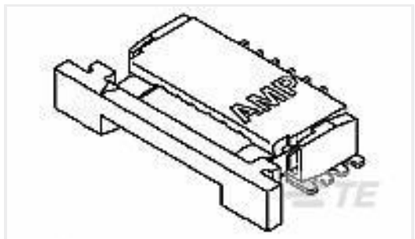

TE Part #84952-7
1MM FPC HORZ.BTTM CONT.ASS.7P

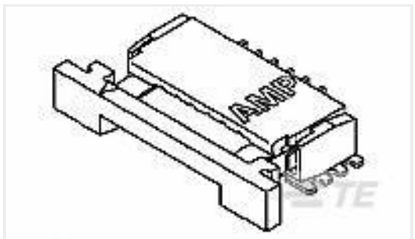

TE Part #84952-9
1MM FPC HORZ.BTTM CONT.ASS.9P



TE Part #1-216602-0
10P HV190 FEDERLEIS



TE Part #826936-3
3P AMPMODU II STIFT LEI

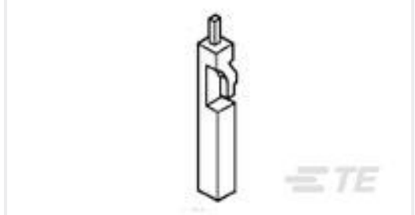

TE Part #926519-2
KEYING PLUG



TE Part #2-1415899-5
RZH3-1C4-D012



TE Part #1622869-1
CRG0603 1% 1K2

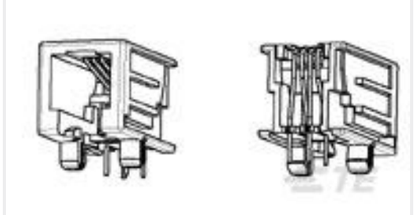

TE Part #1705951-1
Modular Jack SE, 8/8, Gold flash

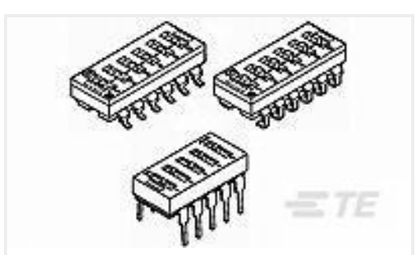

TE Part #1825360-5
ADE08A04=8 POS DIP SWITCH



TE Part #2035334-6
CONTACT, FEMALE0.64 ,0.35SQMM

Documents

CAD Files

Customer View Model

ENG_CVM_CVM_1-84952-2_A.2d_dxf.zip

English

3D PDF

3D

Customer View Model

ENG_CVM_CVM_1-84952-2_A.3d_igs.zip

English

Customer View Model

ENG_CVM_CVM_1-84952-2_A.3d_stp.zip

English

By downloading the CAD file I accept and agree to the Terms and Conditions of use.

Datasheets & Catalog Pages

1-1773959-7-FPC-Connectors-CN

English

FPC Connector Family

English

Product Specifications

Product Specification

English

Agency Approvals

UL Report

English