# 1-1775444-3 ✔ ACTIVE

TE Internal #: 1-1775444-3

PCB Mount Header, Right Angle, Wire-to-Board, 13 Position, 1.5 mm [.059 in] Centerline, Fully Shrouded, Tin (Sn), Surface Mount, Signal, Natural

View on TE.com >

Connectors > PCB Connectors > PCB Headers & Receptacles

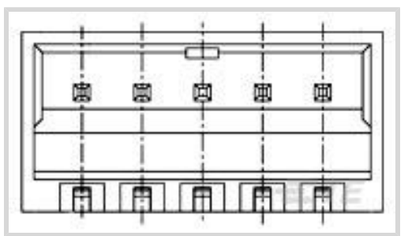

PCB Connector Type: **PCB Mount Header**

PCB Mount Orientation: **Right Angle**

Connector System: **Wire-to-Board**

Number of Positions: **13**

Centerline (Pitch): **1.5 mm [ .059 in ]**

## Features

### Product Type Features

| | |
|---|---|
| PCB Connector Type | PCB Mount Header |
| Connector System | Wire-to-Board |
| Header Type | Fully Shrouded |
| Sealable | No |
| Connector & Contact Terminates To | Printed Circuit Board |
| Connector Product Type | Connector Assembly |

### Configuration Features

| | |
|---|---|
| PCB Mount Orientation | Right Angle |
| Number of Positions | 13 |
| Number of Rows | 1 |

### Electrical Characteristics

| | |
|---|---|
| Operating Voltage | 250 VDC |

### Body Features

| | |
|---|---|
| Primary Product Color | Natural |

### Contact Features

| | |
|---|---|
| PCB Contact Termination Area Plating Material Finish | Bright |
| Mating Square Post Dimension | .4 mm[.016 in] |
| PCB Contact Termination Area Plating Material Thickness | 2.54 µm[100 µin] |

| | |
|---|---|
| Contact Shape & Form | Square |
| Contact Layout | Inline |
| Contact Mating Area Length | 2.7 mm[.106 in] |
| Contact Base Material | Brass |
| PCB Contact Termination Area Plating Material | Tin |
| Contact Mating Area Plating Material | Tin (Sn) |
| Contact Mating Area Plating Material Finish | Bright |
| Contact Mating Area Plating Material Thickness | 2.54 µm[100 µin] |
| Contact Type | Pin |
| Contact Current Rating (Max) | 3 A |

## Termination Features

| | |
|---|---|
| Rectangular Termination Post & Tail Width | .6 mm[.024 in] |
| Rectangular Termination Post & Tail Thickness | .4 mm[.016 in] |
| Terminations per Post (Max) | 3 |
| Termination Post & Tail Length | 2.05 mm[.081 in] |
| Termination Method to PCB | Surface Mount |

## Mechanical Attachment

| | |
|---|---|
| Mating Alignment Type | Polarization |
| PCB Mount Alignment | Without |
| Mating Retention | Without |
| PCB Mount Retention | Without |
| Connector Mounting Type | Board Mount |
| Mating Alignment | With |

## Housing Features

| | |
|---|---|
| Centerline (Pitch) | 1.5 mm[.059 in] |
| Housing Material | Thermoplastic |

## Dimensions

| | |
|---|---|
| Connector Width | 7 mm[.276 in] |
| Connector Height | 4.45 mm[.175 in] |
| Connector Length | 21 mm[.827 in] |

## Usage Conditions

| | |
|---|---|
| Operating Temperature Range | -55 – 105 °C[-67 – 221 °F] |

## Operation/Application

| | |
|---|---|
| Circuit Application | Signal |

## Industry Standards

| | |
|---|---|
| UL Flammability Rating | UL 94V-0 |

## Packaging Features

| | |
|---|---|
| Packaging Quantity | 25 |
| Packaging Method | Box, Tube |

## Product Compliance

For compliance documentation, visit the product page on TE.com>

| | |
|---|---|
| EU RoHS Directive 2011/65/EU | Compliant |
| EU ELV Directive 2000/53/EC | Compliant |
| China RoHS 2 Directive MIIT Order No 32, 2016 | 有害物质含量符合标准要求 No Restricted Substance(s) Above Threshold |
| EU REACH Regulation (EC) No. 1907/2006 | Current ECHA Candidate List: JUNE 2025 (250)<br>Candidate List Declared Against: JUNE 2024 (241)<br>Does not contain REACH SVHC |
| Halogen Content | Not Low Halogen - contains Br or Cl > 900 ppm. |
| Solder Process Capability | Reflow solder capable to 260°C |

Product Compliance Disclaimer

This information is provided based on reasonable inquiry of our suppliers and represents our current actual knowledge based on the information they provided. This information is subject to change. The part numbers that TE has identified as EU RoHS compliant have a maximum concentration of 0.1% by weight in homogenous materials for lead, hexavalent chromium, mercury, PBB, PBDE, DBP, BBP, DEHP, DIBP, and 0.01% for cadmium, or qualify for an exemption to these limits as defined in the Annexes of Directive 2011/65/EU (RoHS2). Finished electrical and electronic equipment products will be CE marked as required by Directive 2011/65/EU. Components may not be CE marked.Additionally, the part numbers that TE has identified as EU ELV compliant have a maximum concentration of 0.1% by weight in homogenous materials for lead, hexavalent chromium, and mercury, and 0.01% for cadmium, or qualify for an exemption to these limits as defined in the Annexes of Directive 2000/53/EC (ELV). Regarding the REACH Regulations, TE's information on SVHC in articles for this part number is still based on the European Chemical Agency (ECHA) 'Guidance on requirements for substances in articles'(Version: 2, April 2011), applying the 0.1% weight on weight concentration threshold at the finished product level. TE is aware of the European Court of Justice ruling of September 10th, 2015 also known as O5A (Once An Article Always An Article) stating that, in case of 'complex object', the threshold for a SVHC must be applied to both the product as a whole and simultaneously to each of the articles forming part of its composition. TE has evaluated this ruling based on the new ECHA "Guidance on requirements for substances in articles" (June 2017, version 4.0) and will be updating its statements accordingly.

## Compatible Parts



TE Part # 1-1775441-3
EMIX CONN., 1.5MM PITCH, RCPT, HSG, 13P



TE Part # 1775442-1
EMIX CONN., 1.5mm PITCH, TERMI

## Customers Also Bought



TE Part #YD369-B99-NS400000
369 9 WAY PANEL MNT REC, 90 PCB GOLD,SKT



TE Part #YD369-B99-NP400000
369 9 WAY PANEL MNT REC, 90 PCB GOLD,PIN



TE Part #YD369-B99-AP400000
369 9 WAY PANEL MNT REC, 90 PCB GOLD,PIN

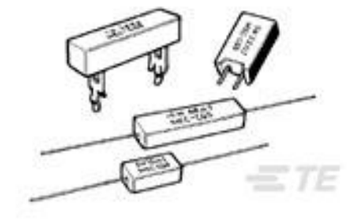

TE Part #2-1623795-3
SQP2 R047 5% WIRE



TE Part #1-1630019-4
HSC200 2K4 5%

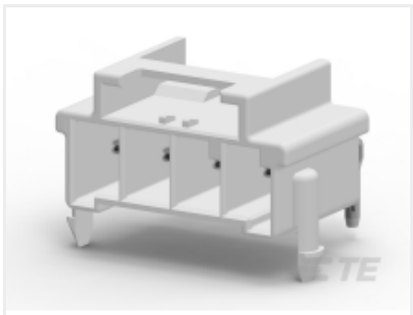

TE Part #1-1969694-4
PTL 1X4 PCB HEADER R/A HITEMP KEY A LGR



TE Part #9-2176397-4
3502 7K5 1%



TE Part #YDTS24T21-35SNV001
RECP ASSY



TE Part #YDTS24T15-18PNV001
RECP ASSY

## Documents

### Product Drawings

EMIX CONN., 1.5MM PITCH, HDR, R/A, 13P

English

### CAD Files

3D PDF

3D

Customer View Model

ENG_CVM_CVM_1-1775444-3_A2.2d_dxf.zip

English

### Customer View Model

ENG_CVM_CVM_1-1775444-3_A2.3d_igs.zip

English

### Customer View Model

ENG_CVM_CVM_1-1775444-3_A2.3d_stp.zip

English

By downloading the CAD file I accept and agree to the Terms and Conditions of use.

## Datasheets & Catalog Pages

### HPI Connectors QRG

English

## Product Specifications

### Application Specification

English