1-1462050-5 × OBSOLETE

Axicom | Axicom HF3

TE Internal #: 1-1462050-5

TE Internal Description: HF3 47 = 75OHM 140MW 24V BIST 2COIL

Signal Relays: SMT, PCB Mount, 2 Amp

View on TE.com >

Relays & Contactors > Electromechanical Relays > Signal Relays: SMT, PCB Mount, 2 Amp



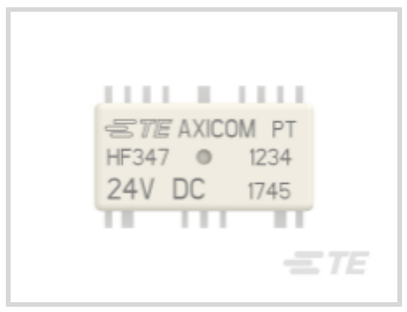



Relay & Contactor Type: **RF Relay**

Coil Magnetic System: **Bistable, 2 Coils**

Contact Arrangement: **1 Form C SPDT-CO**

Current Type: **DC**

Contact Current Rating: **2 A**

All Signal Relays: SMT, PCB Mount, 2 Amp (19)

Features

Product Type Features

Relay & Contactor Type	RF Relay

Configuration Features

Contact Special Features	Gull Wing
Relay Options	Power Switching, RF Rated
Contact Number of Poles	1
Contact Arrangement	1 Form C SPDT-CO

Electrical Characteristics

Contact Limiting Short-Time Current	2 A
Contact Limiting Making Current	2 A
Contact Limiting Continuous Current	2 A
Contact Limiting Breaking Current	2 A
Insulation Initial Dielectric Between Open Contacts	600 Vrms
Contact Switching Voltage (Max)	250 VAC

Voltage Standing Wave Ration (HF Parameter)	1.07db @ 100MHz, 1.45db @ 900MHz
Coil Resistance	4114 Ω
Insulation Initial Resistance	1000000 MΩ
Contact Current Rating	2 A
Coil Voltage Rating	24 VDC
Contact Voltage Rating	30 VDC
Coil Power Rating DC	.14 W
Insulation Initial Dielectric Between Contacts & Coil	1000 Vrms

Signal Characteristics

Insertion Loss (HF Parameter)	-.03dB @ 100MHz, -.12dB @ 900MHz, -.4dB @ 3GHz
Isolation (HF Parameter)	-40dB @ 3GHz, -72dB @ 900MHz, -80dB @ 100MHz

Body Features

	2.5 oz
Enclosure Type	Flux Resistant Automatic Solder Capable & Washable

Contact Features

Contact Plating Material	Gold
Contact Material	Nickel

Termination Features

Main Termination & Connection Type	PCB SMT
Coil Termination & Connection Type	PCB SMT

Mechanical Attachment

Product Mount Type	Board Mount

Dimensions

Product Width	7.2 mm[.283 in]
Product Length	14.6 mm[.574 in]
Product Height	9.1 mm[.358 in]

Usage Conditions

Operating Temperature Range	-55 – 85 °C[-67 – 185 °F]
Environmental Category of Protection	RTIII
Environmental Ambient Temperature (Max)	85 °C[185 °F]

Operation/Application

Coil Magnetic System	Bistable, 2 Coils
Current Type	DC

Packaging Features

Packaging Method	Box & Carton, Reel

Other

Coil Power Rating Class	≤.15 W
Contact Current Class	≤2 A
Height Class (Mechanical)	>7 – ≤11 mm[>.276 – ≤.433 in]
Length Class (Mechanical)	>11 – ≤16 mm[>.433 – ≤.63 in]
Width Class (Mechanical)	>7 – ≤11 mm[>.276 – ≤.433 in]

Product Compliance

For compliance documentation, visit the product page on TE.com>

EU RoHS Directive 2011/65/EU	Compliant
EU ELV Directive 2000/53/EC	Compliant
China RoHS 2 Directive MIIT Order No 32, 2016	有害物质含量符合标准要求 No Restricted Substance(s) Above Threshold
EU REACH Regulation (EC) No. 1907/2006	Current ECHA Candidate List: JUNE 2025 (250) Candidate List Declared Against: JUNE 2025 (250) SVHC > Threshold: Methanone, (diphenylphosphinyl)(2,4,6-trimethylphenyl)- (2% in Component) **Article Safe Usage Statements:** Wash thoroughly after handling. Do not handle until all safety precautions have been read and understood. Recycle if possible and dispose of the article by following all applicable governmental regulations relevant to your geographic location.
Halogen Content	Low Halogen - Br, Cl, F < 900 ppm per homogenous material. Also BFR/CFR/PVC Free
Solder Process Capability	Reflow solder capable to 245°C

Product Compliance Disclaimer

This information is provided based on reasonable inquiry of our suppliers and represents our current actual knowledge based on the information they provided. This information is subject to change. The part numbers that TE has identified as EU RoHS compliant have a maximum concentration of 0.1% by weight in homogenous materials for lead, hexavalent chromium, mercury, PBB, PBDE, DBP, BBP, DEHP, DIBP, and 0.01% for cadmium, or qualify for an exemption to these limits as defined in the Annexes of Directive 2011/65/EU (RoHS2). Finished electrical and electronic equipment products will be CE marked as required by Directive 2011/65/EU. Components may not be CE marked. Additionally, the part numbers that TE has identified as EU ELV compliant have a maximum concentration of 0.1% by weight in homogenous materials for lead, hexavalent chromium, and mercury, and 0.01% for cadmium, or qualify for an exemption to these limits

as defined in the Annexes of Directive 2000/53/EC (ELV). Regarding the REACH Regulation, the information TE provides on SVHC in articles for this part number is based on the latest European Chemicals Agency (ECHA) 'Guidance on requirements for substances in articles' posted at this URL: https://echa.europa.eu/guidance-documents/guidance-on-reach

Also in the Series | Axicom HF3



DC Relays(26)



PCB Relays(26)

Customers Also Bought

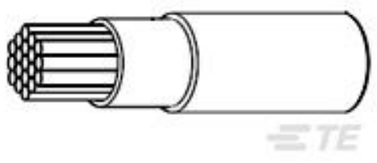

TE Part #3092453004
FLDWC0311-0.50-6

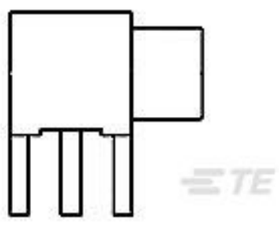

TE Part #1061030-1
5864 5003 10,OSX PCB RA JACK



TE Part #CAT-AX41-H519
Signal Relays: SMT, PCB Mount, 2 Amp

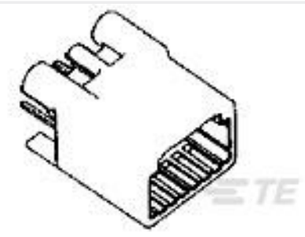

TE Part #1473898-6
025 12POS CAP ASSY V TIN



TE Part #1676636-1
RN 0805 10R2 0.1% 10PPM CUT LENGTH



TE Part #7-2176267-6
RU 0603 150R 0.01% 2PPM 1K RL



TE Part #5406874-1
ASSY,RCPT,50POS,SHD,LPF,V/MTG

Documents

CAD Files

Customer View Model

ENG_CVM_1462050-2_A6.3d_igs.zip

English

Customer View Model

ENG_CVM_1462050-2_A6.3d_stp.zip

English

Customer View Model

ENG_CVM_1462050-2_A6.2d_dxf.zip

English

3D PDF

English

By downloading the CAD file I accept and agree to the Terms and Conditions of use.

Datasheets & Catalog Pages

Axicom Signal and High Frequency Relays (RF Switches) APPLICATION NOTE #2

English

HF3 Relay Datasheet

English

Product Specifications

Definitions General Purpose Relays

English