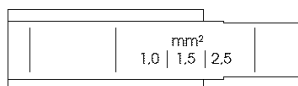
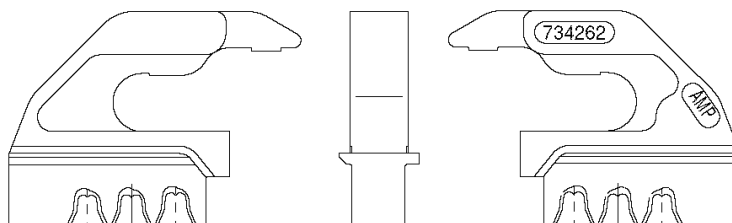


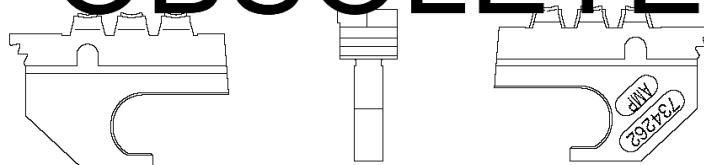
LOC	DIST	REVISIONS					
		P	LTR	DESCRIPTION	DATE	DWN	APVD
A1	-		A1	ECR-14-004025	12MAY14	wi	wi

CERTILOK DIE SET FOR JPT, SPT AND FF 2,8 TAB (1,0-2,5 MM<sup>2</sup>)  
CERTILOK-MATRIZE FUER JPT,SPT UND FF 2,8 TAB (1,0-2,5 MM<sup>2</sup>)



USE THIS DIE SET IN COMBINATION WITH  
CERTILOK HAND TOOL P/N 169400

# OBSOLETE



Leiterquerschnitt Cross section range mm <sup>2</sup>	Crimphöhe Leiter Crimp Height Wire ±0,05	CB=Crimpbreite Leiter CB=Crimp Width Wire	Crimphöhe Isolation Crimp Height Insulation Ref.	CB=Crimpbreite Isolation CB=Crimp Width Insulation	Leitung Wire	Kontakt-Typ: Contact Type:	Kontakt-Nr.: Contact No.:
1,0	1,54	2,55	2,9	3,60	FLR	Junior-Pow er-Timer Standard-Pow er-Timer 2,8 mm F.F. Tab	927768
1,5	1,62	2,80	3,0	3,60			927837
2,5	1,90	2,80	3,2	3,60			928994
							927838-2 927777-3

Superseded by:

PN 58603-1 / 539674-2 / 539742-2 to apply PN 927768 / 927777

PN 539756-2 to apply PN 927837 / 927838

PN 539738-2 to apply PN 928994

2008

RELEASED FOR PUBLICATION

THIS DRAWING IS UNPUBLISHED.

© COPYRIGHT 2008 BY TYCO ELECTRONICS CORPORATION. ALL RIGHTS RESERVED.

DIMENSIONS: mm	DWN Ch.Witt 24JUL2008	MATERIAL -	FINISH -
TOLERANCES UNLESS OTHERWISE SPECIFIED:	CHK -	Tyco Electronics Tyco Electronics AMP GmbH 64625 Bensheim (Germany)	
0 PLC ± 1 PLC ± 2 PLC ± 3 PLC ± 4 PLC ± ANGLES ±1°	APVD -	NAME CERTILOK DIE SET (1,0-2,5 MM <sup>2</sup> ) CERTILOK-MATRIZE (1,0-2,5 MM <sup>2</sup> )	
	PRODUCT SPEC -	SIZE A4	RESTRICTED TO -
	APPLICATION SPEC -	CAGE CODE 00779	DRAWING NO G=734262
	WEIGHT 200 g	SCALE 1:1	
	CUSTOMER DRAWING	SHEET 1	OF 1
		REV A1	

AMP 1469-35 REV 31MAR2000